

PAPER • OPEN ACCESS

Three dimensional CoMoO₄ nanosheets on Nickel foam for high performance supercapacitors

To cite this article: Jing Ma *et al* 2019 *IOP Conf. Ser.: Mater. Sci. Eng.* **493** 012062

View the [article online](#) for updates and enhancements.

You may also like

- [Complete mineralization of a humic acid by SO₄²⁻ generated on CoMoO₄/qC₃N₄ under visible-light irradiation](#)
Zhao Gao, Hanpei Yang, Yang Cao et al.
- [Swallow-Nest Architectures with Cobalt Molybdate Particulates Fixed Constructed Carbon Nanotube Supports for Stable Sodium-Ion Battery Anode](#)
Yixing Zhao, Zhanwei Xu, Hao Fu et al.
- [In situ construction of ZIF-67 derived Mo₂C@cobalt/carbon composites toward excellent electromagnetic wave absorption properties](#)
Guorui Yang, Bo Wen, Yifan Wang et al.



ECS
The
Electrochemical
Society
Advancing solid state &
electrochemical science & technology

DISCOVER
how sustainability
intersects with
electrochemistry & solid
state science research

Three dimensional CoMoO₄ nanosheets on Nickel foam for high performance supercapacitors

Jing Ma^{1,2}, Wen Liu¹, Zhe Ma^{1,2}, Peishuai Song^{1,3}, Yongqiang Zhao^{1,2},
Fuhua Yang^{1,4} and Xiaodong Wang^{1,5,*}

¹ Engineering Research Center for Semiconductor Integrated Technology, Institute of Semiconductors, Chinese Academy of Science, Beijing 100083, China

² College of Materials Science and Opto-Electronic Technology, University of Chinese Academy of Sciences, Beijing 101408, China

³ School of Electronic, Electrical and Communication Engineering, University of Chinese Academy of Sciences, Beijing 101408, China

⁴ State Key Laboratory for Superlattices and Microstructures, Institute of Semiconductors, Chinese Academy of Sciences, Beijing 100083, China

⁵ School of Microelectronics, University of Chinese Academy of Sciences, Beijing 101408, China

*Corresponding author e-mail: xdwang@semi.ac.cn

Abstract. Here we proposed novel CoMoO₄ nanosheets on nickel foam that used as a superior electrode for supercapacitors, with an excellent pseudocapacitive performance. The CoMoO₄ nanosheets based electrode provide high values of specific capacitance of 1.12 F/cm² corresponding to the current densities of 4 mA/cm². It exhibited good cycling life that the specific capacitance maintained with no decrease during 3000 cycles. Our work can be applied in mass applications of high-capacitance energy-storage supercapacitors.

1. Introduction

With the development of flexible electronic devices in recent years, supercapacitors have become the most attractive energy storage devices because of the rapid charging capability, high power density, and long working life. [1-9] However, there are still some limitations. For example, the capacity of supercapacitors is too low compares with traditional batteries, which confines its application in flexibility and integrated electronic devices severely. As a result, we should focus on constructing an all-solid-state supercapacitor as well as increasing the capacity.

Normally, supercapacitors can be divided into double-layer capacitors and Faraday tantalum capacitors according to the charge storage mechanism. [10-13] Tantalum capacitors are known for their excellent reliability, robustness, and parametric stability. In recent years, more and more researchers began to study the materials used in electrode, including the composition, structure, distribution, etc. [6, 10] Among the materials, NiCo₂O₄ and ZnCo₂O₄ are the most popular supercapacitor electrode materials due to their superior conductivity, large surface area and highly reactive oxidation state. [7, 14-17] Although these metal oxide-based supercapacitors exhibited relatively high capacity, the performance still needs to be improved to meet for practical application requirements.



In this paper, a novel CoMoO₄ nanosheets on nickel foam that used as electrodes of supercapacitors was reported. The unique design for supercapacitors enables superior pseudocapacitive performance, exhibiting high specific capacitance of 1.12 F/cm² corresponding to the current densities of 4 mA/cm². Moreover, this CoMoO₄ nanosheets based electrode presented excellent cycling stability that the specific capacitance showed no decrement after 3000 cycles.

2. Experiments

2.1. Materials Synthesis

All the chemicals used in this experiment were purchased from Sinopharm Chemical Reagent Co. Ltd. First, a piece of nickel foam was prepared. Then the nickel foam was loaded into the process chamber of hydrothermal, followed by the annealing process to grow CoMoO₄ nanosheets on electrode layer.

2.2. Materials Characterization

The crystal structures of as-prepared nanowires were examined by the X-ray diffraction (XRD; Cu target, K α , λ =0.15406 nm) with a Bruker D8 Advance X-ray diffractometer. The morphology and element analysis of the samples were characterized by scanning electron microscopy (SEM; FEI NanoSEM650), transmission electron microscopy (TEM; FEI Tecnai G2 F20). The electrochemical properties were carried out with a Chenhua CHI 760D electrochemical workstation [7, 18].

3. Results and discussion

To evaluate the morphology and element details of the as-prepared samples, SEM, TEM and XRD were evaluated, as shown in figure 1. Figure 1a-c displayed the SEM images of the nanosheets after three steps of fabrication procedures. Figure 1d presented the transmission electron microscopy (TEM) image of the nanosheet and figure 1e showed the high-resolution TEM (HRTEM) image of the samples. It is obvious that the clearly resolved lattice fringes of about 0.34 nm was in good agreement with the (002) plane of cubic structured CoMoO₄. Figure 1f shows the X-ray diffraction (XRD) analysis result. Peaks at $2\theta = 13.21, 23.33, 26.5, 32.9, 40.22$ and 54.44 degrees in the patterns of CoMoO₄ were well consistent with the (001), (021), (002), (022), (003) and (-440) planes of the cubic CoMoO₄ phase (JCPDS No. 21-0868). [19-22] All of the results above indicate that CoMoO₄ nanosheets were formed on nickel foam to be used as novel electrodes of supercapacitors.

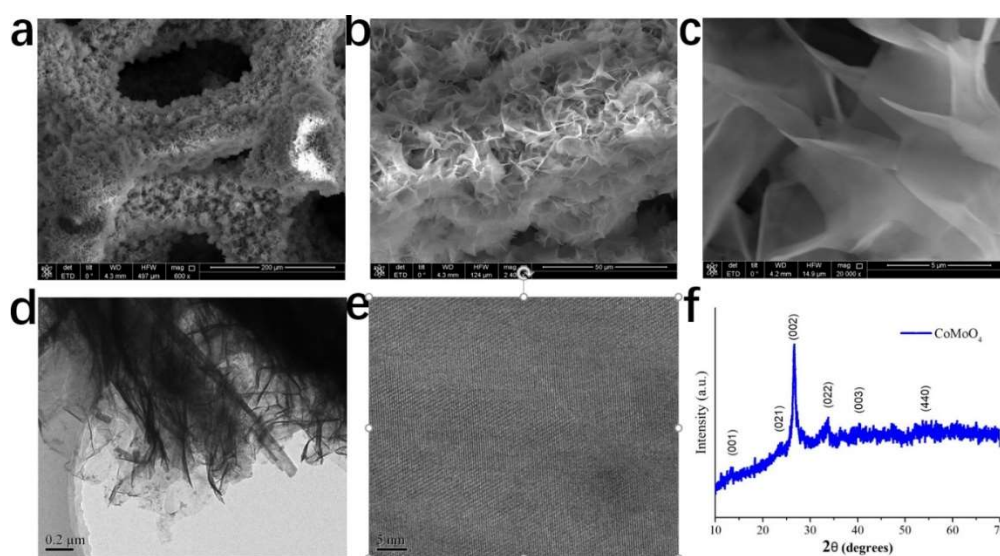


Figure 1. (a-c) SEM images after the three steps of fabrication procedures; (d) TEM image of the nanowires; (e) corresponding HRTEM image nanowires; (f) XRD patterns of the obtained nanowires.

To further evaluate the performance of the CoMoO₄ nanosheets based electrode, electrochemical tests were carried out in a three-electrode electrochemical cell with 2 M KOH electrolyte, as shown in figure 2. Figure 2a presented the cyclic voltammogram (CV) curves of CoMoO₄ nanosheets electrode measured at the scan rate of 5 - 50 mV/s in the voltage window of -0.2~0.4 V vs. From the closed CV curves, we can learn apparent redox peaks caused by Faradic capacitive behavior, indicating superior faradic capacitive behavior. This kind of CoMoO₄ nanosheets was introduced to establish hierarchical structures, increase the specific surface areas greatly and add more active materials, thus increasing the area specific capacitance.

Galvanostatic charge–discharge (CD) measurements under different current densities (4 mA/ cm², 6 mA/ cm² and 10 mA/ cm²) were also carried out in the potential window from -0.2 to 0.4 V versus saturated calomel electrode (SCE). The GCD curves showed good symmetry, indicating an excellent capacitor performance. Figure 2c showed the relationship between specific capacitances and current densities. According to the discharge curves of GCD test, we can calculate the specific capacitances of CoMoO₄ nanosheets electrode were 1120 mF/ cm², 868 mF/ cm² and 618 mF/ cm² at the current densities of 4 mA/ cm², 6 mA/ cm² and 10 mA/ cm². And the corresponding faradic reactions involved during the charge-discharge process could be described by the following equations: [5, 23-26]

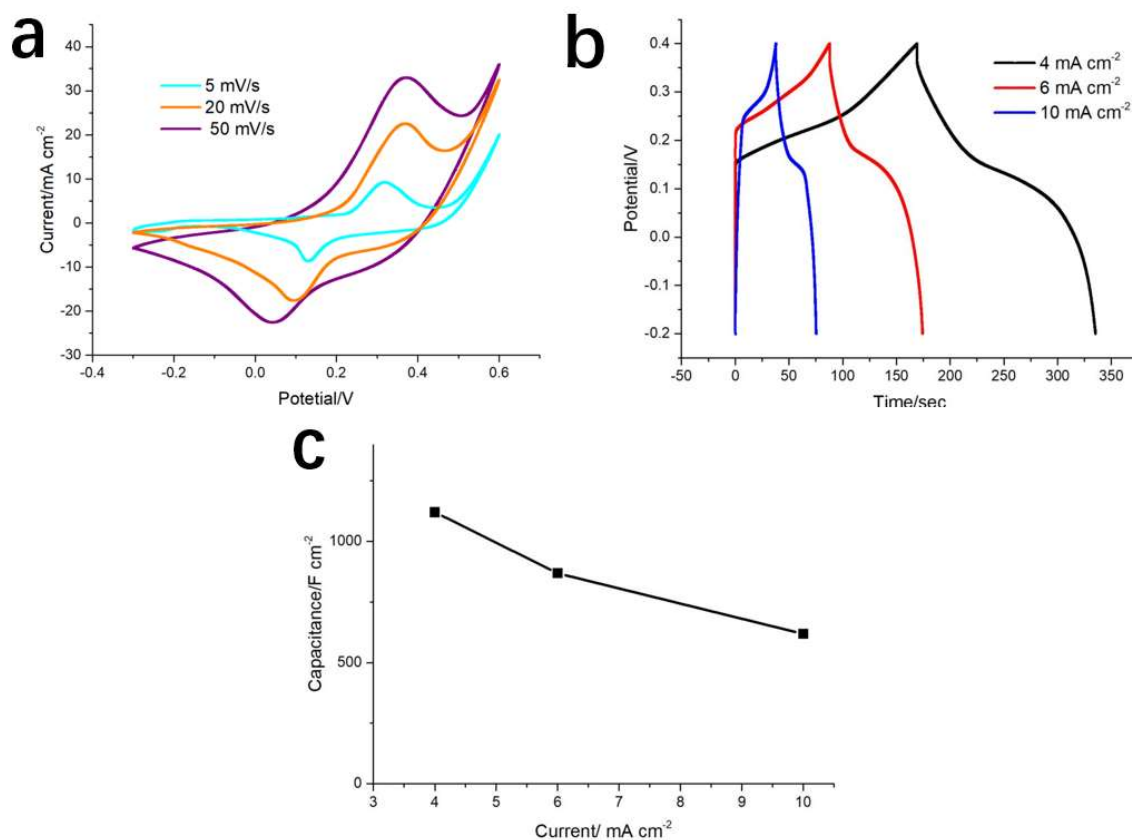
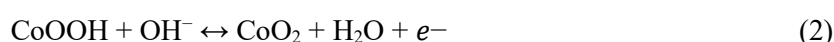


Figure 2. (a) CV and (b) galvanostatic charge-discharge curves of the CoMoO₄ nanosheets electrode; (c) the areal capacitances of the CoMoO₄ nanosheets electrode at varied galvanostatic CD current densities.

Figure 3 presented the AC impedance of CoMoO₄ nanosheets supercapacitor electrode and cycle stability of the symmetrical supercapacitor at the current density of 10 mA/ cm². From figure 3a we can conclude that the impedance of CoMoO₄ nanosheets supercapacitor electrode equals to a resistance less than 2 Ω. It is also a proof that CoMoO₄ nanosheets based supercapacitor is an ideal candidate as energy-storage device due to its high capacitance. Moreover, the cycling stability was also carried out under the current density of 10 mA/ cm², as shown in figure 3b. The capacitance of as-prepared device showed no decrement during 3000 times cycling, indicating an excellent long-life cycle.

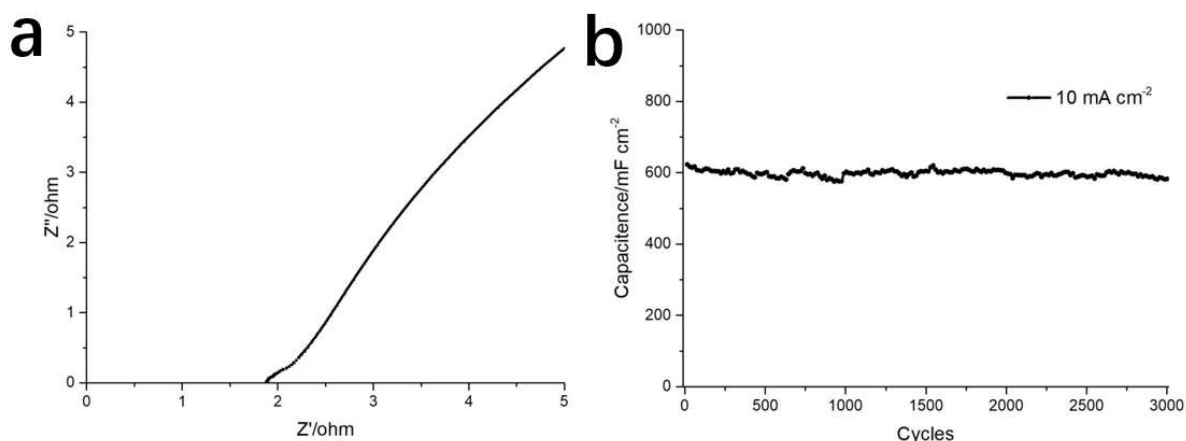


Figure 3. (a) AC impedance of the CoMoO₄ nanosheets supercapacitor electrode; (b) cycle stability of the symmetrical supercapacitor at the current density of 10 mA/ cm².

4. Conclusion

In summary, we developed a novel electrode material of CoMoO₄ nanosheets on nickel foam which could be used for supercapacitors. This kind of structure displayed remarkable pseudocapacitive performance, showing the specific capacitance of 1120, 868 and 618 mF/ cm² corresponding to the current densities of 4 mA/ cm², 6 mA/ cm² and 10 mA/ cm², respectively. The CoMoO₄ nanosheets based electrode exhibited good cycling stability that the specific capacitance showed no decrement after 3000 cycles.

Acknowledgments

The authors greatly acknowledge the support from the National Natural Science Foundation of China (NSFC) (Grant Nos. 61474115, 61504138 and 61274066).

References

- [1] Jiang Q, Wu C, Wang Z, Wang AC, He J-H, Wang ZL, et al. MXene electrochemical microsupercapacitor integrated with triboelectric nanogenerator as a wearable self-charging power unit. *Nano Energy*. 2018;45:266-72.
- [2] Kwon YH, Woo SW, Jung HR, Yu HK, Kim K, Oh BH, et al. Cable - type flexible lithium ion battery based on hollow multi - helix electrodes. *Advanced Materials*. 2012;24(38):5192-7.
- [3] Arico AS, Bruce P, Scrosati B, Tarascon J-M, Van Schalkwijk W. Nanostructured materials for advanced energy conversion and storage devices. *Materials For Sustainable Energy: A Collection of Peer-Reviewed Research and Review Articles from Nature Publishing Group: World Scientific*; 2011. p. 148-59.
- [4] Gu S, Lou Z, Li L, Chen Z, Ma X, Shen G. Fabrication of flexible reduced graphene oxide/Fe₂O₃ hollow nanospheres based on-chip micro-supercapacitors for integrated photodetecting applications. *Nano Research*. 2015;9(2):424-34.
- [5] Ai Y, Geng X, Lou Z, Wang ZM, Shen G. Rational Synthesis of Branched CoMoO₄@CoNiO₂

- Core/Shell Nanowire Arrays for All-Solid-State Supercapacitors with Improved Performance. *ACS Appl Mater Interfaces*. 2015;7(43):24204-11.
- [6] Ai Y, Lou Z, Li L, Chen S, Park HS, Wang ZM, et al. Meters-Long Flexible CoNiO₂-Nanowires@Carbon-Fibers Based Wire-Supercapacitors for Wearable Electronics. *Advanced Materials Technologies*. 2016;1(8):1600142.
- [7] Wu H, Lou Z, Yang H, Shen G. A flexible spiral-type supercapacitor based on ZnCo₂O₄ nanorod electrodes. *Nanoscale*. 2015;7(5):1921-6.
- [8] Xu Y, Lin Z, Huang X, Liu Y, Huang Y, Duan X. Flexible solid-state supercapacitors based on three-dimensional graphene hydrogel films. *ACS nano*. 2013;7(5):4042-9.
- [9] Bae J, Song MK, Park YJ, Kim JM, Liu M, Wang ZL. Fiber supercapacitors made of nanowire - fiber hybrid structures for wearable/flexible energy storage. *Angewandte Chemie International Edition*. 2011;50(7):1683-7.
- [10] Reynolds C. Tantalum Capacitor Technology: Options for high-temperature and harsh-environment applications. *IEEE Power Electronics Magazine*. 2017;4(1):43-7.
- [11] Larmat F, Reynolds JR, Qiu YJ. Polypyrrole as a solid electrolyte for tantalum capacitors. *Synthetic metals*. 1996;79(3):229-33.
- [12] Balaji T, Govindaiah R, Sharma M, Purushotham Y, Kumar A, Prakash T. Sintering and electrical properties of tantalum anodes for capacitor applications. *Materials Letters*. 2002;56(4):560-3.
- [13] Ma X, Wang X, Li M, Chen T, Zhang H, Cheng Q. Improved Performances of Solid Tantalum Electrolytic Capacitors Using EG-treated PEDOT: PSS Conducting Polymer as Cathode Electrodes. *Chemistry Letters*. 2016;45(7):717-9.
- [14] Ai Y, Ma J, Wang ZM, editors. A high performance symmetrical supercapacitor based on NiCo₂O₄ nanowires on thin film carbon layer. IOP Conference Series: Earth and Environmental Science; 2018: IOP Publishing.
- [15] Wang X, Liu B, Liu R, Wang Q, Hou X, Chen D, et al. Fiber - based flexible all - solid - state asymmetric supercapacitors for integrated photodetecting system. *Angewandte Chemie*. 2014;126(7):1880-4.
- [16] Langell M, Kim J, Pugmire D, McCarroll W. Nature of oxygen at rocksalt and spinel oxide surfaces. *Journal of Vacuum Science & Technology A: Vacuum, Surfaces, and Films*. 2001;19(4):1977-82.
- [17] Yang Y, Huang Q, Niu L, Wang D, Yan C, She Y, et al. Waterproof, Ultrahigh Areal - Capacitance, Wearable Supercapacitor Fabrics. *Advanced Materials*. 2017;29(19):1606679.
- [18] Xu J, Wu H, Lu L, Leung S-F, Chen D, Chen X, et al. Integrated Photo-supercapacitor Based on Bi-polar TiO₂ Nanotube Arrays with Selective One-Side Plasma-Assisted Hydrogenation. *Advanced Functional Materials*. 2014;24(13):1840-6.
- [19] Peng C, Gao L, Yang S, Sun J. A general precipitation strategy for large-scale synthesis of molybdate nanostructures. *Chemical Communications*. 2008(43):5601-3.
- [20] Guo D, Zhang H, Yu X, Zhang M, Zhang P, Li Q, et al. Facile synthesis and excellent electrochemical properties of CoMoO₄ nanoplate arrays as supercapacitors. *Journal of Materials Chemistry A*. 2013;1(24):7247-54.
- [21] Zhou M, Lu F, Shen X, Xia W, He H, Zeng X. One-pot construction of three dimensional CoMoO₄/Co₃O₄ hybrid nanostructures and their application in supercapacitors. *Journal of Materials Chemistry A*. 2015;3(42):21201-10.
- [22] de Moura AP, de Oliveira LH, Pereira PF, Rosa IL, Li MS, Longo E, et al. Photoluminescent properties of CoMoO₄ nanorods quickly synthesized and annealed in a domestic microwave oven. *Advances in Chemical Engineering and Science*. 2012;2(04):465.
- [23] Zhang GQ, Wu HB, Hoster HE, Chan-Park MB, Lou XWD. Single-crystalline NiCo₂O₄ nanoneedle arrays grown on conductive substrates as binder-free electrodes for high-performance supercapacitors. *Energy & Environmental Science*. 2012;5(11):9453-6.
- [24] Hosono E, Fujihara S, Honma I, Ichihara M, Zhou H. Synthesis of the CoOOH fine nanoflake film with the high rate capacitance property. *Journal of Power Sources*. 2006;158(1):779-83.

- [25] Tao Y, Zhu B, Chen Z. Synthesis mechanisms of lithium cobalt oxide prepared by hydrothermal–electrochemical method. *Journal of alloys and compounds*. 2007;430(1-2):222-5.
- [26] Wang Q, Wang X, Xu J, Ouyang X, Hou X, Chen D, et al. Flexible coaxial-type fiber supercapacitor based on NiCo₂O₄ nanosheets electrodes. *Nano Energy*. 2014;8:44-51.