

PAPER • OPEN ACCESS

# Global R-matrix analysis of the $^{11}\text{B}(\alpha, n)^{14}\text{N}$ reaction

To cite this article: R. J. deBoer *et al* 2020 *J. Phys.: Conf. Ser.* **1668** 012011

View the [article online](#) for updates and enhancements.

## You may also like

- [Capture cross sections of  \$^{15}\text{N}\(n, \gamma\)^{16}\text{N}\$  at astrophysical energies](#)  
Guang-Wei Fan, , Jun-Bing Ma et al.
- [A NOVEL APPROACH TO MEASURE THE CROSS SECTION OF THE  \$^{18}\text{O}\(p, \gamma\)^{19}\text{F}\$  RESONANT REACTION IN THE 0–200 keV ENERGY RANGE](#)  
M. La Cognata, C. Spitaleri, A. Mukhamedzhanov et al.
- [Neutron yields of nuclear reactions induced by ion acceleration in carbon-deuterated plasma produced by ultra-intense lasers](#)  
A Youssef



**ECS**  
The  
Electrochemical  
Society  
Advancing solid state &  
electrochemical science & technology

**DISCOVER**  
how sustainability  
intersects with  
electrochemistry & solid  
state science research

# Global $R$ -matrix analysis of the $^{11}\text{B}(\alpha, n)^{14}\text{N}$ reaction

R. J. deBoer<sup>1</sup>, Q. Liu<sup>1</sup>, Y. Chen<sup>1</sup>, M. Couder<sup>1</sup>, J. Görres<sup>1</sup>,  
E. Lamere<sup>1‡</sup>, A.M. Long<sup>1§</sup>, S. Lyons<sup>1||</sup>, K. Manukyan<sup>1</sup>,  
L. Morales<sup>1</sup>, D. Robertson<sup>1</sup>, C. Seymour<sup>1</sup>, G. Seymour<sup>1¶</sup>,  
E. Stech<sup>1</sup>, B. Vande Kolk<sup>1</sup>, and M. Wiescher<sup>1</sup>

<sup>1</sup>The Joint Institute for Nuclear Astrophysics, Department of Physics, University of Notre Dame, Notre Dame, Indiana 46556, USA

E-mail: rdeboer1@nd.edu

**Abstract.** Reactions that populate the  $^{15}\text{N}$  system have implications for nucleosynthesis through the  $^{11}\text{B}(\alpha, n)^{14}\text{N}$  and  $^{14}\text{N}(n, p)^{14}\text{C}$  reactions and the  $^{14}\text{N}(n, p)^{14}\text{C}$  reaction is also a key component in modeling atmospheric  $^{14}\text{C}$  production. A convenient characteristic of this system is that the  $\alpha$ -particle, proton, and neutron separation energies are all within  $\approx 1$  MeV of one another. Further, it has been observed that  $^{11}\text{B}+\alpha$ ,  $^{14}\text{N}+n$  and  $^{14}\text{C}+p$  induced reactions all populate many of the same resonances near their reaction thresholds. This strongly facilitates the simultaneous analysis of data for all three of these entrance partitions using a global  $R$ -matrix analysis, which in turn provides a method of comparing the consistency among the different experimental measurements. In this work, a new measurement has been performed for the  $^{11}\text{B}(\alpha, n)^{14}\text{N}$  reaction, which gives a more accurate description of the cross section, in particular over an important interference region. This new data is combined with results from previous measurements, which populate a similar excitation energy range in the  $^{15}\text{N}$  system, to produce a global fit that includes  $^{11}\text{B}(\alpha, n)^{14}\text{N}$  reaction data for the first time.

**Keywords:** R-matrix, nuclear astrophysics, neutron transport

‡ Present address: Environment, Health & Safety Office, Massachusetts Institute of Technology Cambridge, Massachusetts, 02139, USA

§ Present address: Physics Division, Los Alamos National Laboratory, Los Alamos, New Mexico 87545, USA

|| Present address: National Superconducting Cyclotron Laboratory, Michigan State University, East Lansing, MI 48824, USA

¶ Present address: Rutgers University, Piscataway, New Jersey 08854, USA



Content from this work may be used under the terms of the [Creative Commons Attribution 3.0 licence](https://creativecommons.org/licenses/by/3.0/). Any further distribution of this work must maintain attribution to the author(s) and the title of the work, journal citation and DOI.

*Global  $R$ -matrix analysis of the  $^{11}\text{B}(\alpha, n)^{14}\text{N}$  reaction***1. Introduction: file preparation and submission**

Reactions that populate the  $^{15}\text{N}$  system impact a variety of applications. This work presents new measurements of the  $^{11}\text{B}(\alpha, n)^{14}\text{N}$  reaction at low energy. Yet the scarcity of data for this reaction and the additional possibility of decay through proton emission, naturally leads to an extension of the analysis to other reactions that populate this system. In particular,  $^{14}\text{N}+n$  data has proved to be extremely useful in the interpretation of the data.

For nucleosynthesis of light elements, the  $^{11}\text{B}(\alpha, n)^{14}\text{N}$  reaction may play a role in the synthesis of the first massive stars. In this unique stellar environment, only the light elements from the Big Bang are present, hence there is no carbon, nitrogen or oxygen to more efficiently burn hydrogen. Therefore, other reactions on light nuclei, that normally are less efficient than the CNO reactions, may rise to more dominant role in the burning cycles [1].

The  $^{14}\text{N}(n, p)^{14}\text{C}$  reaction is a key nuclear physics ingredient in understanding neutron production for the main  $s$ -process (see e.g., Ref. [2]). The high cross section of the  $^{14}\text{N}(n, p)^{14}\text{C}$  reaction combined with the large amount of  $^{14}\text{N}$  present in the main  $s$ -process environment, means that it can act as an efficient neutron poison. The lowest energy resonance in the  $^{14}\text{N}(n, p)^{14}\text{C}$  reaction is at  $E_{c.m.} = 458$  keV ( $J^\pi = 1/2^-$ ,  $\Gamma \approx 8$  keV). For this reason, the cross section over the low energy region is made up of contributions from the high energy tails of subthreshold states and the low energy tails of broad higher energy resonances. At low energies ( $61 \text{ meV} < E_n < 34.6 \text{ keV}$ ), the cross section has been carefully mapped by Ref. [3] who found that it was dominated by the tail contributions of subthreshold states that produce a low energy cross section that rapidly increases towards lower energy. At the higher energy end of the data of Ref. [3], several additional measurements have been made [2, 4, 5, 6] that sample only a few energies but cover an energy range from  $\approx 20 < E_n < \approx 178$  keV. The measurements over this range are in reasonably good agreement, except for those of Ref. [4], which are about a factor of two lower in cross section. There is then a gap in the experimental data between the measurements of Ref. [2] and Ref. [7] ( $178 \text{ keV} < E_n < 464 \text{ keV}$ ). Ref. [8] reportedly made measurements over this region, but the data are not available in tabulated form and can not be digitized from the figures reliably. As there are many broad resonances at higher energies that can contribute significantly over this region, it makes the cross section especially difficult to determine. This was recently demonstrated by Ref. [2] in their comparison between their data and the JEFF-3.2 evaluation. It should be noted that the JEFF-3.2 evaluation of  $^{14}\text{N}+n$  [9] is the same as that of ENDF/B-VI.3 [10] and that the evaluation at low energy is based on the  $R$ -matrix analysis of Ref. [11] that has not been re-evaluated as of ENDF/B-VIII.0 [12].

As indicated above by its presence in the various data evaluations, the  $^{14}\text{N}+n$  reactions are of interest for simulating neutron transport through a variety of materials. For example, the  $^{14}\text{N}(n, p)^{14}\text{C}$  reaction is the main source of  $^{14}\text{C}$  in the earth's atmosphere. Neutrons for the reaction are either naturally produced from cosmic

*Global  $R$ -matrix analysis of the  $^{11}\text{B}(\alpha, n)^{14}\text{N}$  reaction*

rays interacting with the atmosphere or were produced through above-ground nuclear weapons testing that took place between 1945 to 1963. Using the  $^{14}\text{N}(n, p)^{14}\text{C}$  cross section and sampling of the increased levels of  $^{14}\text{C}$  in the atmosphere, information about a nuclear explosion can be inferred (see, e.g., Ref. [13]).

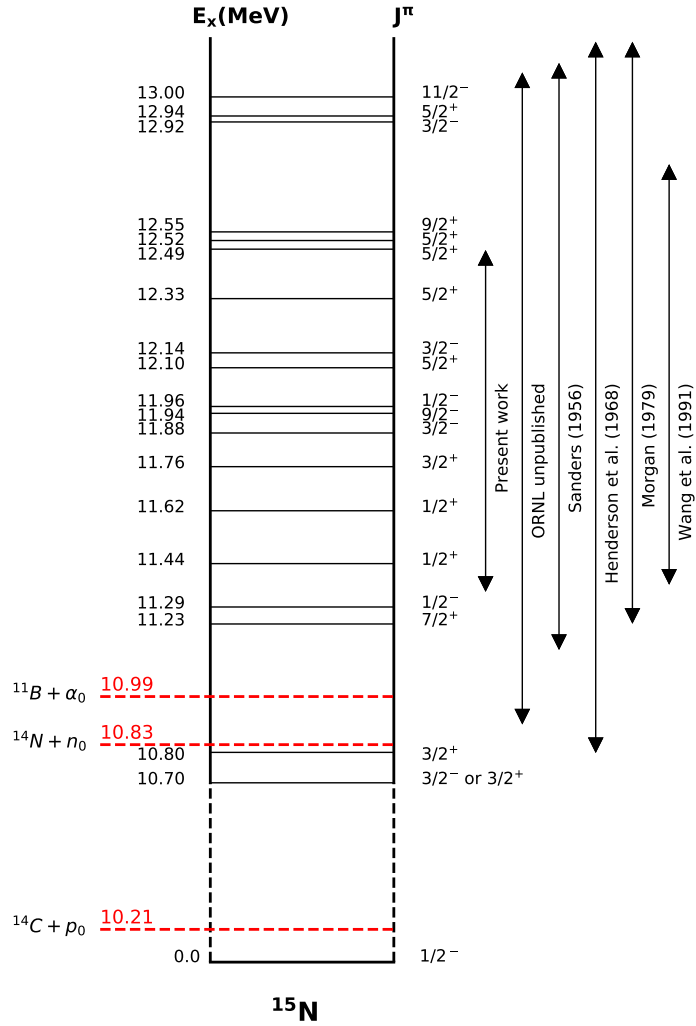
There have been several studies of reactions that populate the  $^{15}\text{N}$  system over the excitation energy range that corresponds to the present  $^{11}\text{B}(\alpha, n)^{14}\text{N}$  cross section measurements ( $10.7 \text{ MeV} < E_x < 12.9 \text{ MeV}$ ). This energy range has been of interest for study because of the similar proton ( $S_p = 10.207 \text{ MeV}$ ), neutron ( $S_n = 10.833 \text{ MeV}$ ), and  $\alpha$ -particle ( $S_\alpha = 10.991 \text{ MeV}$ ) separation energies in  $^{15}\text{N}$  [14] (see Fig. 1). For the  $^{11}\text{B}(\alpha, n)^{14}\text{N}$  reaction, there have been only a few studies [15, 16, 17], where that of Ref. [17] was the most comprehensive. Studies of the  $^{11}\text{B}(\alpha, p)^{14}\text{C}$  reaction have been made by Refs. [17, 18, 19] and the  $^{11}\text{B}(\alpha, \alpha)^{11}\text{B}$  reaction by Refs. [20, 21]. Studies of  $^{14}\text{C}+p$  reactions include measurements of  $^{14}\text{C}(p, p)^{14}\text{C}$  [22, 23],  $^{14}\text{C}(p, n)^{14}\text{N}$  [15, 17, 24, 25, 26, 27], and  $^{14}\text{C}(p, \gamma)^{15}\text{N}$  [23, 24, 28, 29]. Finally, studies of neutron induced reactions on  $^{14}\text{N}$  include  $^{14}\text{N}(n, n)^{14}\text{N}$  [30],  $^{14}\text{N}(n, p)^{14}\text{C}$  [7, 8, 27, 31] (fast neutrons),  $^{14}\text{N}(n, \alpha)^{11}\text{B}$  [7, 8, 31], and  $^{14}\text{N}(n, \text{total})$  [32, 33, 34]. There have also been several studies of the thermal  $^{14}\text{N}(n, p)^{14}\text{C}$  cross section [2, 3, 4, 5, 6]. In addition, a highly accurate and comprehensive measurement of the  $^{14}\text{N}(n, \text{total})$  reaction has also been made at Oak Ridge National Laboratory, but remains unpublished. Some of the data from this measurement are considered in the analyses of Ref. [34] and Ref. [11].

We have performed new measurements of the  $^{11}\text{B}(\alpha, n)^{14}\text{N}$  reaction at low energies at the Nuclear Science Laboratory (NSL) of the University of Notre Dame. In Sec. 2, the setup and measurement are described. The calculation of the cross sections from the observed yields is described in Sec. 3. A global  $R$ -matrix analysis that includes the new data combined with complementary data from other reaction partitions is discussed in Sec. 4. Closing remarks are given in Sec. 6.

## 2. Experimental methods

Measurements were made of the  $^{11}\text{B}(\alpha, n)^{14}\text{N}$  ( $Q = 0.15789(1) \text{ MeV}$ ) reaction at the University of Notre Dame's Nuclear Science Laboratory using the Sta. ANA 5-MV accelerator. The reaction was studied at  $\alpha$ -particle beam energies  $E_\alpha$  ranging from 520 to 2000 keV with beam intensities on target between 0.03- $\mu\text{A}$  and 18- $\mu\text{A}$ . A  $^{11}\text{B}$  enriched (99.9%) target with a thickness of 8.4(4)  $\mu\text{g}/\text{cm}^2$  was produced by electron sputtering enriched  $^{11}\text{B}$  powder onto a clean tantalum backing 0.5 mm in thickness. The detection system consisted of a  $^3\text{He}$  proportional counter, which contained twenty  $^3\text{He}$  tubes encased in a polyethylene moderator. The detector has been described previously in Refs. [35, 36].

The energy dependence of the efficiency was modeled using MCNP and the absolute efficiency was obtained using the activation method and the  $^{51}\text{V}(p, n)^{51}\text{Cr}$  reaction at 0.7 MeV [37, 38]. The resulting efficiency was found to be consistent with that found by Ref. [35] to within 1% using a nearly identical setup. The small  $Q$ -value of the

*Global R-matrix analysis of the  $^{11}\text{B}(\alpha, n)^{14}\text{N}$  reaction***Figure 1.** (Color Online) Level diagram of the  $^{15}\text{N}$  compound system.

$^{11}\text{B}(\alpha, n)^{14}\text{N}$  reaction and the range of  $\alpha$ -beam energies that were investigated results in neutrons that cover the range from  $0.36 < E_n < 2.0$  MeV, taking into account the angular kinematic spread as well. The neutron detection efficiency of the  $^3\text{He}$  counter varies from about 30% to 45% over this neutron energy range. The overall uncertainty in the neutron efficiency is estimated to be  $\approx 5\%$ . In addition, only the ground state in the  $^{14}\text{N}$  final nucleus is energetically accessible.

*Global  $R$ -matrix analysis of the  $^{11}\text{B}(\alpha, n)^{14}\text{N}$  reaction***3. Analysis**

The sum of all events from the twenty  $^3\text{He}$  tubes were normalized by the beam charge integration and efficiency  $Y$  assuming an infinitely thin target approximation

$$\sigma \approx \frac{Y}{N_p N_t \epsilon} \quad (1)$$

where  $N_p$  are the number of beam particles made incident on target (found to be reproducible to 2%),  $N_t$  are the number of target atoms obtained by the target thicknesses and  $\epsilon$  is the  $^3\text{He}$  counter efficiency. In the present experiment the range of neutron energies covered  $E_n = 0.36$  MeV to 2.0 MeV. This is a function of both the incident  $\alpha$ -particle energy as well as the kinematic spread from the nearly  $4\pi$  solid angle subtended by the  $^3\text{He}$  counter. In this energy region, the efficiency dependency on neutron energy for the  $^3\text{He}$  counter can be considered linear. Since the detection efficiency decreases as a function of neutron energy, the neutrons emitted at  $0^\circ$  have a smaller efficiency than those at  $180^\circ$ . The central value of the cross section was calculated using the average efficiency. This inherent uncertainty in the neutron energy and thus detection efficiency is reflected in the uncertainties of the data.

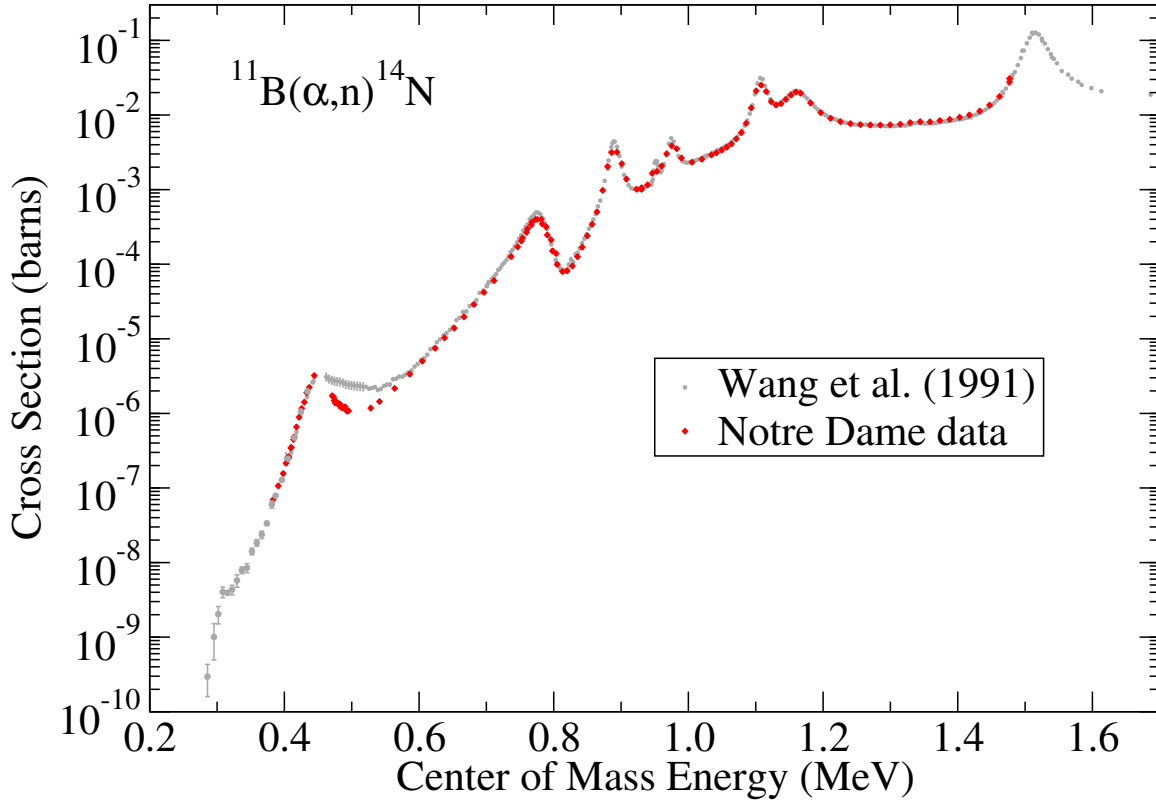
The experimental data are shown in Fig. 2 compared to previous measurements by Ref. [17]. Over most of the energy range, the present measurements and those of Ref. [17] are in good agreement. However, there is an off-resonance region near  $E_{c.m.} \approx 0.5$  MeV where the present data are significantly smaller than those of Ref. [17]. This region is also just below the very strong narrow  $7/2^-$  state at  $E_{c.m.} = 444.4(4)$  keV (not shown in the plot). This discrepancy could be the result of diffusion of some of the target material into the backing used by Ref. [17]. This type of over estimation of cross sections just above strong narrow resonances is a common issue (see, for example, Ref. [39]).

**4.  $R$ -matrix analysis**

The low energy cross section of the  $^{11}\text{B}(\alpha, n)^{14}\text{N}$  reaction has been analyzed using the phenomenological  $R$ -matrix approach [40, 41] using the code **AZURE2** [42, 43]. The alternate parameterization of Ref. [44] has been used in order to work directly with physical parameters and to eliminate the need for boundary conditions.

At the energies under consideration, both reactions have other open decay modes in addition to  $\alpha$ -particle and neutron emission. As such, to achieve a physical solution using the phenomenological model, it is advantageous (if not necessary) to include other reaction data that can constrain the decay branchings. For the  $^{11}\text{B}(\alpha, n)^{14}\text{N}$  reaction, and other reactions that populate the  $^{15}\text{N}$  system, a multi-channel fit has been achieved.

The  $^{11}\text{B}(\alpha, n)^{14}\text{N}$  reaction populates states in the  $^{15}\text{N}$  system at an excitation energy range ( $11.2 \text{ MeV} < E_x < 12.6 \text{ MeV}$ ) that is also above the proton separation energy ( $S_p = 10.20742(1) \text{ MeV}$ ). Therefore, there are three allowed particle decay modes:  $\alpha$ -particle ( $S_\alpha = 10.99118(1) \text{ MeV}$ ), neutron ( $S_n = 10.833.30(1) \text{ MeV}$ ), and proton [14, 45]. At these energies, only decays to the ground states in the final nuclei are possible.

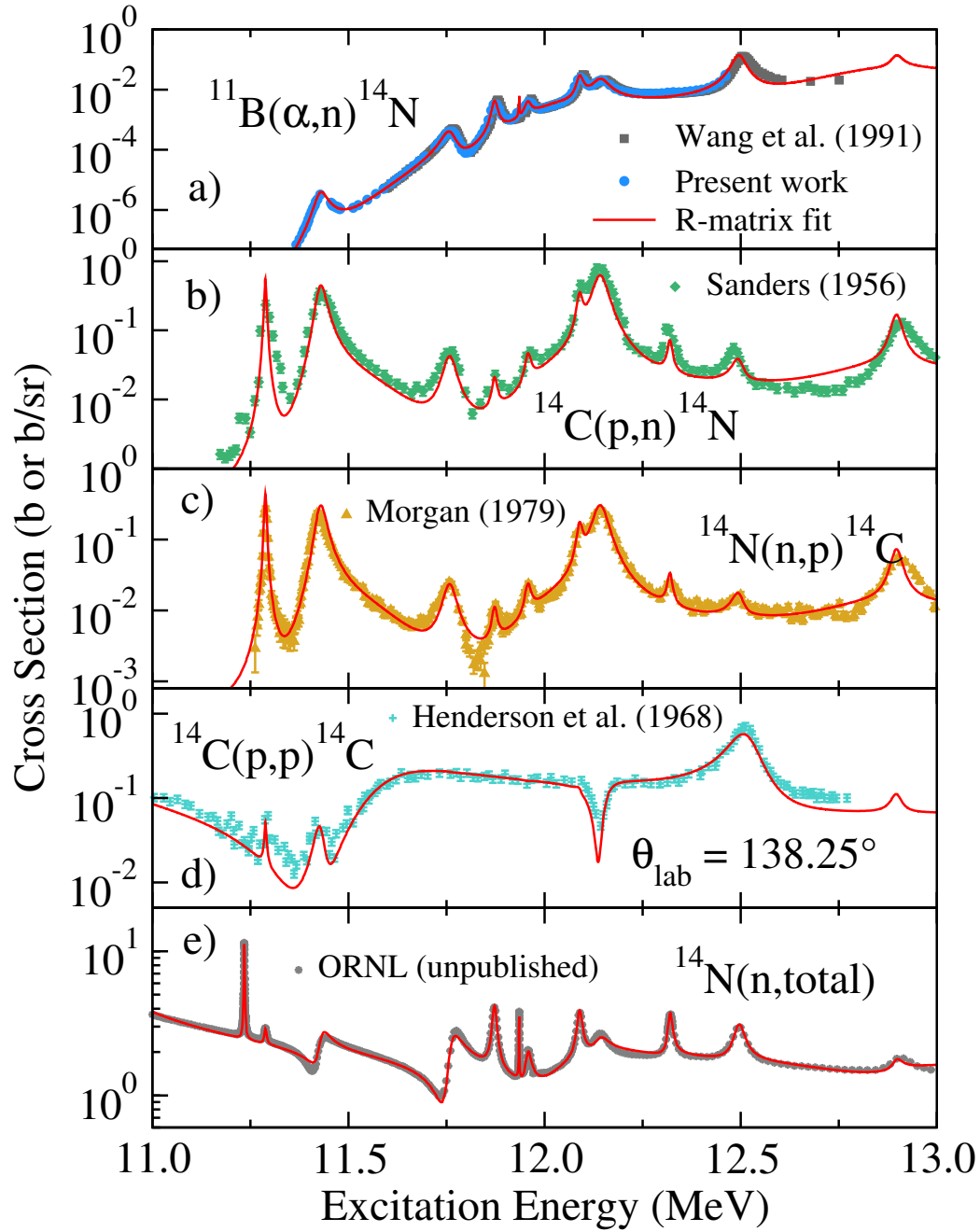
*Global  $R$ -matrix analysis of the  $^{11}\text{B}(\alpha, n)^{14}\text{N}$  reaction*

**Figure 2.** (Color Online) Comparison of the  $^{11}\text{B}(\alpha, n)^{14}\text{N}$  data measured in the present work to that of Ref. [17]. The measurements are in good agreement with the exception of the region just above the lowest energy resonance near  $E_{c.m.} = 0.5$  MeV.

The  $^{15}\text{N}$  system has been subjected to  $R$ -matrix analyses previously [11, 15, 34, 46]. However, the present analysis is the first to include low energy  $^{11}\text{B}(\alpha, n)^{14}\text{N}$  data. The present analysis is also part of an ongoing effort to re-evaluate the  $^{14}\text{N} + n$  reactions [47]. For this analysis, data from the reactions  $^{14}\text{C}(p, p)^{14}\text{C}$  [22, 23],  $^{14}\text{C}(p, n)^{14}\text{N}$  [26],  $^{14}\text{C}(p, \gamma)^{15}\text{N}$  [28],  $^{14}\text{N}(n, \text{total})$  [32, 33],  $^{14}\text{N}(n, p)^{14}\text{C}$  [2, 3, 4, 5, 6, 7, 8, 31], and  $^{14}\text{N}(n, \alpha)^{10}\text{B}$  [7, 8, 31, 48] are included. Fig. 3 shows a sampling of the data that has been fit.

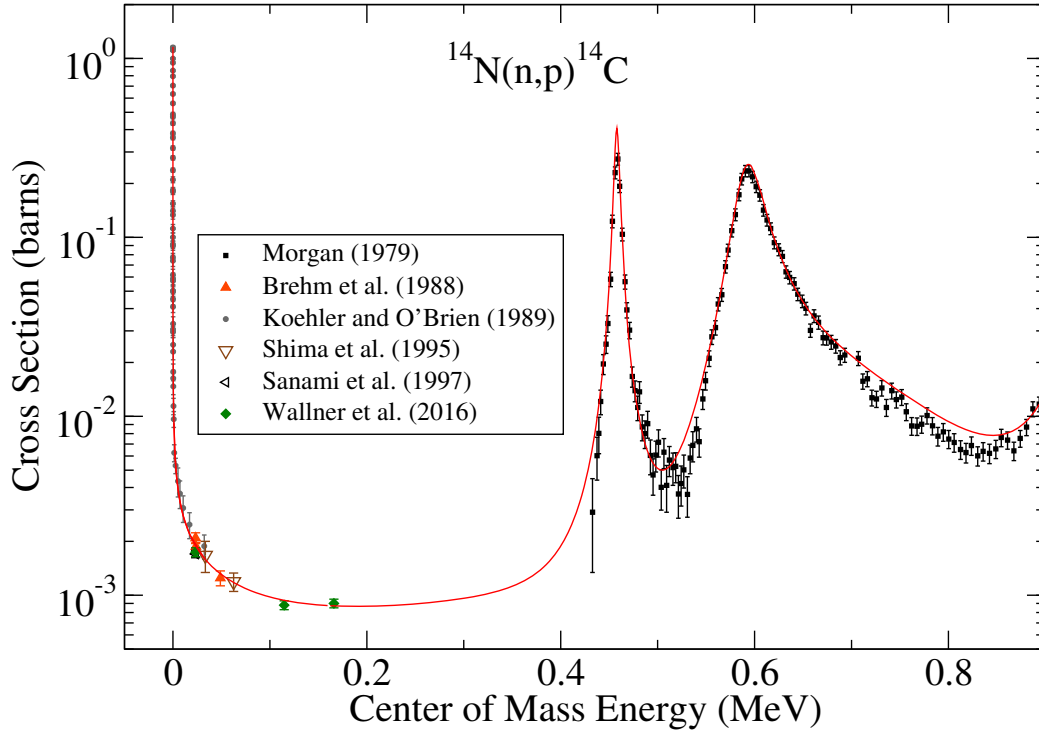
While some tension does exist between the different data sets, a fit was obtained that indicates general consistency. Most of the tension arises due to off-sets in the energy scaling of the data sets. These off-sets were generally obvious since the measurements are made with relatively good energy resolution and the energy shifts were significant compared with the widths of many of the resonances.

At low energies a good fit was obtained to data from the  $^{14}\text{N}(n, p)^{14}\text{C}$  reaction. There is a fairly large gap in the data ( $178 \text{ keV} < E_n < 464 \text{ keV}$ ) as shown in Fig. 4. New measurements should be performed over this region in order to better constrain the  $R$ -matrix fit.

*Global  $R$ -matrix analysis of the  $^{11}\text{B}(\alpha, n)^{14}\text{N}$  reaction*

**Figure 3.** (Color Online) Example excitation functions from the global  $R$ -matrix fit of the  $^{15}\text{N}$  system for the present  $^{11}\text{B}(\alpha, n)^{14}\text{N}$  measurement (blue circles) and previous measurements of the  $^{11}\text{B}(\alpha, n)^{14}\text{N}$  (Ref. [17], gray squares),  $^{14}\text{C}(p, n)^{14}\text{N}$  (Ref. [26], green diamonds),  $^{14}\text{N}(n, p)^{14}\text{C}$  (Ref. [7], gold upward triangles),  $^{14}\text{C}(p, p)^{14}\text{C}$  (Ref. [23], turquoise plus), and  $^{14}\text{N}(n, \text{total})$  (ORNL (unpublished), gray circles) reactions.



*Global  $R$ -matrix analysis of the  $^{11}\text{B}(\alpha, n)^{14}\text{N}$  reaction*

**Figure 4.** (Color Online) View of the low energy region of the  $^{14}\text{N}(n,p)^{14}\text{C}$  cross section. The red solid line represents the  $R$ -matrix fit. The data of Ref. [2, 3, 4, 5, 6, 7] are shown for comparison.

## 5. Discussion

There have been at least three previous comprehensive  $R$ -matrix analyses [11, 15, 34] of the  $^{15}\text{N}$  system over the same energy range as the present data. The earliest analysis by Ref. [15] focuses on polarization measurements of the  $^{14}\text{C}(p, n)^{14}\text{N}$  and  $^{11}\text{B}(\alpha, n)^{14}\text{N}$  reactions. Unfortunately the  $R$ -matrix code used in the present work is not capable of calculating polarization observables so this data could not be utilized. The works of Ref. [11] and Ref. [34] focus on the  $^{14}\text{N}+n$  reaction. All of these analyses were made before the publication of Ref. [17] and so only include a limited amount of  $^{11}\text{B}+\alpha$  data.

As a general remark, it was found that it was possible to reproduce the cross section data for the  $^{14}\text{N}(n, p)^{14}\text{C}$  and its inverse reaction with previously reported levels in  $^{15}\text{N}$  within the energy range of the data. A good fit to the low energy data was also achieved as shown in Fig. 4. On the other hand, it was impossible to reproduce the observed cross sections for the  $^{11}\text{B}(\alpha, n)^{14}\text{N}$  and  $^{14}\text{N}(n, \text{total})$  reactions without the presence of background states with large partial widths. For the  $^{11}\text{B}(\alpha, n)^{14}\text{N}$  reaction, this seems physically reasonable since higher energy data, see for example Refs. [7, 16, 31], observe very strong broad resonances at energies just above the region of the present measurements. For the  $^{14}\text{N}(n, \text{total})$  cross section, the saturation is less clear.

The  $^{14}\text{N}(n, \text{total})$  cross section was found to be particularly difficult to reproduce with only the resonances observed in the data region. In particular, the low energy

*Global  $R$ -matrix analysis of the  $^{11}\text{B}(\alpha, n)^{14}\text{N}$  reaction*

region where the cross section is dominated by neutron scattering. The difficulty seems to stem from the contribution of a strong subthreshold state(s) as discussed by Ref. [11]. As in that work, we do not obtain an “entirely satisfactory” reproduction of the low energy cross section. In addition, the fit to the  $^{14}\text{N}(n, \text{total})$  data is extremely sensitive to the neutron channel radius and requires a value that is smaller than usual. Here a radius of 4 fm was used, the same as that used by Ref. [34], but larger than the value of 2.6 fm used by Ref. [11]. In principle, any value for the channel radius can be used with appropriately compensating background levels. Usually a value close to  $a_{ch} \approx a_0(A_1^{1/3} + A_2^{1/3})$  works well (where  $a_{ch}$  is the channel radius,  $a_0 \approx 1.4$  fm, and  $A_1$  and  $A_2$  are the unit masses of the particle partition), but in this case a smaller value is highly favored.

## 6. Summary

New measurements have been presented for low energy cross sections of the  $^{11}\text{B}(\alpha, n)^{14}\text{N}$  reaction. The present measurements largely confirm the previous data of Ref. [17] but improve on measurements over a low cross section region. A comprehensive  $R$ -matrix analysis of the reaction data that populate the  $^{15}\text{N}$  system over a similar excitation energy range as the present data has been performed. Work is in progress to expand the present analysis to include additional data sets, especially angular distribution and capture data. A study of the low energy cross section will continue at the new CASPAR underground facility [49].

## Acknowledgments

The authors would like to thank Gerry Hale for advice on the  $R$ -matrix fitting and sharing of experimental data. This work was also facilitated by a series of Consultant Meetings on “ $R$ -matrix Codes for Charged-particle reactions in the resolved resonance region” by the International Atomic Energy Agency. This research utilized resources from the Notre Dame Center for Research Computing and was supported by the National Science Foundation through Grant No. Phys-1713857, and the Joint Institute for Nuclear Astrophysics through Grant No. Phys-0822648 and PHY-1430152 (JINA Center for the Evolution of the Elements).

## REFERENCES

## References

- [1] Wiescher M, Görres J and Schatz H 1999 *Journal of Physics G: Nuclear and Particle Physics* **25** R133 URL <http://stacks.iop.org/0954-3899/25/i=6/a=201>
- [2] Wallner A, Bichler M, Buczak K, Dillmann I, Käppeler F, Karakas A, Lederer C, Lugaro M, Mair K, Mengoni A, Schätzl G, Steier P and Trautvetter H P 2016 *Phys. Rev. C* **93**(4) 045803 URL <https://link.aps.org/doi/10.1103/PhysRevC.93.045803>
- [3] Koehler P E and O'Brien H A 1989 *Phys. Rev. C* **39**(4) 1655–1657 URL <https://link.aps.org/doi/10.1103/PhysRevC.39.1655>
- [4] Brehm K, Becker H W, Rolfs C, Trautvetter H P, Käppeler F and Ratynski W 1988 *Zeitschrift für Physik A Atomic Nuclei* **330** 167–172 ISSN 0939-7922 URL <https://doi.org/10.1007/BF01293392>
- [5] Sanami T, Baba M, Matsuyama I, Matsuyama S, Kiyosumi T, Nauchi Y and Hirakawa N 1997 *Nuclear Instruments and Methods in Physics Research Section A: Accelerators, Spectrometers, Detectors and Associated Equipment* **394** 368 – 373 ISSN 0168-9002 URL <http://www.sciencedirect.com/science/article/pii/S0168900297006980>
- [6] Shima T, Watanabe K, Irie T, Sato H and Nagai Y 1995 *Nuclear Instruments and Methods in Physics Research Section A: Accelerators, Spectrometers, Detectors and Associated Equipment* **356** 347 – 355 ISSN 0168-9002 URL <http://www.sciencedirect.com/science/article/pii/0168900294012059>
- [7] Morgan G 1979 *Nuclear Science and Engineering* **70**(2) 163–176
- [8] Johnson C H and Barschall H H 1950 *Phys. Rev.* **80**(5) 818–823 URL <https://link.aps.org/doi/10.1103/PhysRev.80.818>
- [9] Chadwick M, Young P, and Hale G 1997 Evaluation of  $n + {}^{14}\text{N}$  cross sections for the energy range  $1 \times 10^{-11}$  to 150 meV, la-ur-99-1222 Tech. rep. Los Alamos National Laboratory, Los Alamos
- [10] Young P, Hale G and Chadwick M 1994 ENDF/B-VI Release 3 of N-14 evaluation
- [11] Hale G M, Young P G, Chadwick M and Chen Z P 1992 New evaluations of neutron cross sections for  ${}^{14}\text{N}$  and  ${}^{16}\text{O}$  *Nuclear Data for Science and Technology* ed Qaim S M (Berlin, Heidelberg: Springer Berlin Heidelberg) pp 921–923 ISBN 978-3-642-58113-7
- [12] Brown D A, Chadwick M, Capote R, Kahler A C, Trkov A, Herman M W, Sonzogni A A, Danon Y, Carlson A D, Dunn M, Smith D L, Hale G M, Arbanas G, Arcilla R, Bates C R, Beck B, Becker B, Brown F, Casperson R J, Conlin J, Cullen D E, Descalle M A, Firestone R, Gaines T, Guber K H, Hawari A I, Holmes J, Johnson T D, Kawano T, Kiedrowski B C, Koning A J, Kopecky S, Leal L, Lestone J P, Lubitz C, Damián J I M, Mattoon C, McCutchan E, Mughabghab S, Navratil P, Neudecker D, Nobre G, Noguere G, Paris M, Pigni M, Plompen A, Pritychenko B,

## REFERENCES

- Pronyaev V, Roubtsov D, Rochman D, Romano P, Schillebeeckx P, Simakov S, Sin M, Sirakov I, Sleaford B, Sobes V, Soukhovitskii E, Stetcu I, Talou P, Thompson I, van der Marck S, Welser-Sherrill L, Wiarda D, White M, Wormald J, Wright R, Zerkle M, Žerovnik G and Zhu Y 2018 *Nuclear Data Sheets* **148** 1 – 142 URL <http://www.sciencedirect.com/science/article/pii/S0090375218300206>
- [13] Burr G S 2021 *Bomb Carbon* (Dordrecht: Springer Netherlands) pp 1–1 ISBN 978-94-007-6326-5 URL [https://doi.org/10.1007/978-94-007-6326-5\\_26-1](https://doi.org/10.1007/978-94-007-6326-5_26-1)
- [14] Wang M, Audi G, Kondev F, Huang W, Naimi S and Xu X 2017 *Chinese Physics C* **41** 030003 URL <http://stacks.iop.org/1674-1137/41/i=3/a=030003>
- [15] Niece M, Niemeier M, Weigel R and Wirzba-Lorenz H 1977 *Nuclear Physics A* **289** 408 – 424 ISSN 0375-9474 URL <http://www.sciencedirect.com/science/article/pii/0375947477900434>
- [16] Zwan L V D and Geiger K 1975 *Nuclear Physics A* **246** 93 – 103 ISSN 0375-9474 URL <http://www.sciencedirect.com/science/article/pii/0375947475905655>
- [17] Wang T R, Vogelaar R B and WKavanagh R 1991 *Phys. Rev. C* **43**(2) 883–896 URL <https://link.aps.org/doi/10.1103/PhysRevC.43.883>
- [18] Dayras R, Switkowski Z and Tombrello T 1976 *Nuclear Physics A* **261** 365 – 372 ISSN 0375-9474 URL <http://www.sciencedirect.com/science/article/pii/0375947476901524>
- [19] Turowiecki A, Saganek A, Siemiński M, Wesołowski E and Wilhelmi Z 1987 *Nuclear Physics A* **468** 29 – 37 ISSN 0375-9474 URL <http://www.sciencedirect.com/science/article/pii/0375947487903162>
- [20] McIntyre L, Leavitt J, Ashbaugh M, Lin Z and Stoner J 1992 *Nuclear Instruments and Methods in Physics Research Section B: Beam Interactions with Materials and Atoms* **64** 457 – 460 ISSN 0168-583X URL <http://www.sciencedirect.com/science/article/pii/0168583X9295515S>
- [21] Liu J, Zheng Z and Chu W 1996 *Nuclear Instruments and Methods in Physics Research Section B: Beam Interactions with Materials and Atoms* **108** 1 – 6 ISSN 0168-583X URL <http://www.sciencedirect.com/science/article/pii/0168583X95008705>
- [22] Harris W R and Armstrong J C 1968 *Phys. Rev.* **171**(4) 1230–1241 URL <https://link.aps.org/doi/10.1103/PhysRev.171.1230>
- [23] Henderson J D, Hudspeth E L and Smith W R 1968 *Phys. Rev.* **172**(4) 1058–1062 URL <https://link.aps.org/doi/10.1103/PhysRev.172.1058>
- [24] Young F, Figuera A and Steerman C 1971 *Nuclear Physics A* **173** 239 – 247 ISSN 0375-9474 URL <http://www.sciencedirect.com/science/article/pii/0375947471903411>
- [25] Roseborough W D, McCue J J G, Preston W M and Goodman C 1951 *Phys. Rev.* **83**(6) 1133–1136 URL <https://link.aps.org/doi/10.1103/PhysRev.83.1133>

## REFERENCES

- [26] Sanders R M 1956 *Phys. Rev.* **104**(5) 1434–1440 URL <https://link.aps.org/doi/10.1103/PhysRev.104.1434>
- [27] Gibbons J H and Macklin R L 1959 *Phys. Rev.* **114**(2) 571–580 URL <https://link.aps.org/doi/10.1103/PhysRev.114.571>
- [28] Bartholomew G, Brown F, Gove H, Litherland A and Paul E 1955 *Canadian Journal of Physics* **33**
- [29] Görres J, Graff S, Wiescher M, Azuma R, Barnes C, Becker H and TR W 1990 *Nuclear Physics A* **517** 329 – 339 ISSN 0375-9474 URL <http://www.sciencedirect.com/science/article/pii/037594749090038N>
- [30] Fowler J L and Johnson C H 1955 *Phys. Rev.* **98**(3) 728–735 URL <https://link.aps.org/doi/10.1103/PhysRev.98.728>
- [31] Gabbard F, Bichsel H and Bonner T 1959 *Nuclear Physics* **14** 277 – 294 ISSN 0029-5582 URL <http://www.sciencedirect.com/science/article/pii/0029558259900136>
- [32] Hinchey J J, Stelson P H and Preston W M 1952 *Phys. Rev.* **86**(4) 483–492 URL <https://link.aps.org/doi/10.1103/PhysRev.86.483>
- [33] Johnson C H, Petree B and Adair R K 1951 *Phys. Rev.* **84**(4) 775–778 URL <https://link.aps.org/doi/10.1103/PhysRev.84.775>
- [34] Journey E T, Starner J W, Lynn J E and Raman S 1997 *Phys. Rev. C* **56**(1) 118–134 URL <https://link.aps.org/doi/10.1103/PhysRevC.56.118>
- [35] Best A, Beard M, Görres J, Couder M, deBoer R, Falahat S, Güray R T, Kontos A, Kratz K L, LeBlanc P J, Li Q, O’Brien S, Özkan N, Pignatari M, Sonnabend K, Talwar R, Tan W, Uberseder E and Wiescher M 2013 *Phys. Rev. C* **87**(4) 045805 URL <https://link.aps.org/doi/10.1103/PhysRevC.87.045805>
- [36] Best A, Falahat S, Görres J, Couder M, deBoer R, Güray R T, Kontos A, Kratz K L, LeBlanc P J, Li Q, O’Brien S, Özkan N, Sonnabend K, Talwar R, Uberseder E and Wiescher M 2013 *Phys. Rev. C* **87**(4) 045806 URL <https://link.aps.org/doi/10.1103/PhysRevC.87.045806>
- [37] Harris K, Grench H, Johnson R and Vaughn F 1965 *Nuclear Instruments and Methods* **33** 257 – 260 ISSN 0029-554X URL <http://www.sciencedirect.com/science/article/pii/0029554X65900509>
- [38] Deconninck G and Royen J 1969 *Nuclear Instruments and Methods* **75** 266 – 270 ISSN 0029-554X URL <http://www.sciencedirect.com/science/article/pii/0029554X69906077>
- [39] Imbriani G, deBoer R J, Best A, Couder M, Gervino G, Görres J, LeBlanc P J, Leiste H, Lemut A, Stech E, Strieder F, Uberseder E and Wiescher M 2012 *Phys. Rev. C* **85**(6) 065810 URL <https://link.aps.org/doi/10.1103/PhysRevC.85.065810>
- [40] Lane A M and Thomas R G 1958 *Rev. Mod. Phys.* **30**(2) 257–353 URL <http://link.aps.org/doi/10.1103/RevModPhys.30.257>

## REFERENCES

- [41] Descouvemont P and Baye D 2010 *Reports on Progress in Physics* **73** 036301 URL <http://stacks.iop.org/0034-4885/73/i=3/a=036301>
- [42] Azuma R E, Uberseder E, Simpson E C, Brune C R, Costantini H, de Boer R J, Görres J, Heil M, LeBlanc P J, Ugalde C and Wiescher M 2010 *Phys. Rev. C* **81** 045805
- [43] Uberseder E and deBoer R J 2015 *AZURE2 User Manual* URL [azure.nd.edu](http://azure.nd.edu)
- [44] Brune C R 2002 *Phys. Rev. C* **66**(4) 044611
- [45] Huang W, Audi G, Wang M, Kondev F, Naimi S and Xu X 2017 *Chinese Physics C* **41** 030002 URL <http://stacks.iop.org/1674-1137/41/i=3/a=030002>
- [46] Ramirez J J, Blue R A and Weller H R 1972 *Phys. Rev. C* **5**(1) 17–29 URL <https://link.aps.org/doi/10.1103/PhysRevC.5.17>
- [47] 2018 International Atomic Energy Agency, Second Consultancy Meeting INDEN - International Nuclear Data Evaluation Network
- [48] Khryachkov, VA, Bondarenko, IP, Kuzminov, BD, Semenova, NN, Sergachev, AI, Ivanova, TA and Giorginis, G 2012 *EPJ Web of Conferences* **21** 03005 URL <https://doi.org/10.1051/epjconf/20122103005>
- [49] Robertson D, Couder M, Greife U, Strieder F and Wiescher M 2016 *Eur. J. Phys. Web of Conferences* **109** 09002 URL <https://doi.org/10.1051/epjconf/201610909002>