

Δt -dependent equal-sign dilepton asymmetry and CPTV effects in the symmetry of the B^0 - \bar{B}^0 entangled state

To cite this article: Ezequiel Álvarez *et al* JHEP11(2006)087

View the [article online](#) for updates and enhancements.

You may also like

- [EW radiative corrections to theory predictions of charge asymmetry for \$W\$ -boson hadroproduction](#)
Kadir Ocalan
- [Effects of Anomalous Tensor Couplings in \$B_s^0 - \bar{B}_s^0\$ Mixing](#)
Qin Chang, , Lin Han et al.
- [Footprints of the beyond in flavor physics: possible role of the top two Higgs doublet model](#)
Enrico Lunghi and Amarjit Soni

Δt -dependent equal-sign dilepton asymmetry and CPTV effects in the symmetry of the $B^0-\bar{B}^0$ entangled state.

Ezequiel Álvarez, José Bernabéu

*Departament de Física Teòrica and IFIC, Universitat de València-CSIC,
E-46100, Burjassot, Spain
E-mail: Ezequiel.Alvarez@uv.es, Jose.Bernabeu@uv.es*

Miguel Nebot

*Centro de Física Teórica de Partículas (CFTP), Instituto Superior Técnico,
P-1049-001, Lisboa, Portugal
E-mail: nebot@cftp.ist.utl.pt*

ABSTRACT: In this paper we discuss experimental consequences of a novel kind of CPT violation which would manifest itself in the symmetry of the entangled initial state of B^0 and \bar{B}^0 through their loss of indistinguishability. The “wrong” symmetry component is proportional to ω . We focus our theoretical study on the Δt -dependence of observables concerning equal-sign dilepton events for which the intensity vanishes at $\Delta t = 0$ in absence of ω . We find that the charge asymmetry, A_{sl} , acquires a Δt -dependence linear in ω , whose relative importance appears on specific regions of time still unexplored. We also do a statistical analysis for the measurements here proposed and find a high sensitivity to this new CPT-violating effect in this charge asymmetry. We obtain the first limits on the ω -effect by re-analyzing existing data on the A_{sl} asymmetry.

KEYWORDS: B-Physics, Discrete and Finite Symmetries, Models of Quantum Gravity.

Contents

1. Introduction	1
2. CPT violation in the $B^0\bar{B}^0$ EPR-correlated state	2
3. Time evolution and conceptual changes due to the appearance of 'forbidden' states	3
4. Time-dependent observables linear in ω	5
4.1 Corrections to the equal-sign dilepton intensity	5
4.2 Behaviour modification in the equal-sign dilepton charge asymmetry, A_{sl}	7
5. Using the A_{sl} asymmetry to observe or constrain the ω-effect	10
5.1 Perspectives to observe ω in the A_{sl} asymmetry	10
5.2 Present limits on ω using existing data	11
6. Conclusions	13

1. Introduction

Determining the flavour of a single neutral meson, that is *flavour tagging*, is a key ingredient in the interpretation of a variety of experiments such as the ones conducted in ϕ or B factories concerning, for example, asymmetries in charge conjugated channels or time dependent mixing of neutral particles. In those cases neutral mesons are or were thought to be produced in perfectly correlated Einstein-Podolsky-Rosen particle-antiparticle states. Under these conditions, if one of the two mesons decays at a given time through a flavour specific channel, the flavour of the second accompanying meson state is automatically inferred: this fact has a capital importance in order to develop measures of properties like, for example, C (charge conjugation), P (parity) or CP violation. Underlying these properties the existence of a CPT operator and its consequences, encoded in the (powerful) CPT theorem [1], is central. Despite the extraordinary precision of some experimental tests like the equality of masses of particles and antiparticles [2], CPT violation deserves some attention as it may produce subtle effects. In some theoretical frameworks as, for example, several models of quantum gravity, the basic assumptions on top of which the CPT theorem is constructed may not be fulfilled and hence a proper CPT operator may be ill defined [3]. It is then appropriate to address the question and study what kind of observable impact could be expected and how it may be revealed in neutral meson experiments. Some efforts along this line appeared in references [4–9].

In this paper we will address additional issues that arise in this context. It is organised as follows: we will first sketch the starting point of this framework, specifically by stating the changes appearing in the initial two neutral mesons state, as produced in B factories, induced by the considered CPT breaking. Then we will study the effects of such a change when the states evolve in time; this will set the conditions required to focus on specific decay configurations like the equal-sign dilepton decays. We will analyse and present a detailed account of what we can expect in observables such as the time dependent asymmetry in the mentioned equal-sign dilepton decays. We will finally use them to obtain some numerical results and to set up bounds for the ω -parameter reflecting the considered fundamental breakdown of CPT invariance.

2. CPT violation in the $B^0\bar{B}^0$ EPR-correlated state

In this section we analyze how the implementation of CPT violation through the breakdown of the particle-antiparticle indistinguishability can modify the initial state of two neutral mesons in the B factories. In the usual formulations of *entangled* meson states [10–12] as produced in the B factories, one imposes the requirement of *Bose statistics* for the state $B^0\bar{B}^0$, which implies that the physical system must be *symmetric* under the combined operation of charge conjugation (C) and permutation of the spatial coordinates (\mathcal{P}), $C\mathcal{P}$. Specifically, assuming conservation of angular momentum and a proper existence of the *antiparticle state*, one observes that for $B^0\bar{B}^0$ states which are C conjugates with $C = (-1)^\ell$ (with ℓ the angular momentum quantum number), the system has to be an eigenstate of \mathcal{P} with eigenvalue $(-1)^\ell$. Hence, for $\ell = 1$ we have that $C = -$, implying $\mathcal{P} = -$. As a result the initial correlated state $B^0\bar{B}^0$ produced in a B factory can be written as

$$|\psi(0)\rangle_{\omega=0} = \frac{1}{\sqrt{2}} \left(|B^0(+\vec{k}), \bar{B}^0(-\vec{k})\rangle - |\bar{B}^0(+\vec{k}), B^0(-\vec{k})\rangle \right), \quad (2.1)$$

where the vector \vec{k} is along the direction of the momenta of the mesons in the center of mass system.

Among the assumptions underlying the previous paragraph, CPT invariance plays an important role; as above mentioned, and first pointed out in [4], a breakdown of CPT invariance is to be expected in some theoretical contexts. With a CPT operator ill defined, particle and antiparticle spaces are somewhat disconnected and hence the requirement of $C\mathcal{P} = +$ imposed by Bose statistics must be relaxed. As a result, we may rewrite the initial state, eq. (2.1), as

$$|\psi(0)\rangle = \frac{1}{\sqrt{2(1+|\omega|^2)}} \times \left\{ |B^0(+\vec{k}), \bar{B}^0(-\vec{k})\rangle - |\bar{B}^0(+\vec{k}), B^0(-\vec{k})\rangle + \omega \left(|B^0(+\vec{k}), \bar{B}^0(-\vec{k})\rangle + |\bar{B}^0(+\vec{k}), B^0(-\vec{k})\rangle \right) \right\}, \quad (2.2)$$

where $\omega = |\omega|e^{i\Omega}$ is a complex CPT violating parameter, associated with the non-indistinguishable particle nature of the neutral meson and antimeson states, which parameterizes the loss of Bose symmetry. Observe that in eq. (2.2) a change in the sign of

ω is equivalent — up to an unimportant global phase — to the exchange of the particles $B^0 \leftrightarrow \bar{B}^0$. Moreover, once defined through eq. (2.2), the modulus and phase of ω have physical meaning which could be in principle measured.

We interpret eq. (2.2) as a description of a state of two *distinguishable* particles at first-order in perturbation theory, written in terms of correlated zeroth-order states with definite permutation symmetry. As is easily seen, the states related by a permutation are different due to the presence of ω . Therefore, in order to give physical meaning to ω , we *define*, in eq. (2.2), $+\vec{k}$ as the direction of the *first* decay and viceversa, $-\vec{k}$ as the direction of the second decay, that is, we specify the one-particle states used to construct the collective state. Of course, when both decays are simultaneous, there is no way to distinguish the particular chosen one-particle states, notwithstanding the effects of ω are still present [5] because Lipkin's argument [11] on the vanishing of the amplitude for identical decay channels at $\Delta t = 0$ no longer operates.

It is clear that the modification of the initial state, eq. (2.2), will introduce changes in all the observables at the B factories, since it is the departure point of every analysis. In order to study the possible modifications of the Δt -dependent observables we must first evolve in time the new initial state (eq. (2.2)), then we compute the appropriate intensities for Δt integrating out the sum of decay times. As we will see, the sole time evolution of the initial state allows to visualize important conceptual changes (see reference [5]).

3. Time evolution and conceptual changes due to the appearance of 'forbidden' states

To study the time evolution of the initial state in eq. (2.2) we use the usual Weisskopf-Wigner formalism. The eigenstates of the effective Hamiltonian operator, the *mass* eigenstates $B_{1,2}$, evolve in time through the effective operator $U(t)$,

$$U(t)|B_\alpha\rangle = e^{-i\mu_\alpha t}|B_\alpha\rangle \quad (\alpha = 1, 2).$$

The complex eigenvalues $\mu_\alpha = m_\alpha - i\Gamma_\alpha/2$ include the information on the flavour oscillations as well as on the integrated decay channels. The relation between these mass eigenstates and the flavour states is given by

$$\begin{aligned} |B_1\rangle &= \frac{1}{\sqrt{2(1+|\epsilon+\delta|^2)}} \left[(1+\epsilon+\delta)|B^0\rangle + (1-\epsilon-\delta)|\bar{B}^0\rangle \right], \\ |B_2\rangle &= \frac{1}{\sqrt{2(1+|\epsilon-\delta|^2)}} \left[(1+\epsilon-\delta)|B^0\rangle - (1-\epsilon+\delta)|\bar{B}^0\rangle \right], \end{aligned} \quad (3.1)$$

where ϵ and δ are rephasing variant parameters. As it is well known, $Re(\epsilon) \neq 0$ implies CP and T violation in the time evolution governed by the effective Hamiltonian responsible of $|\Delta B| = 2$ flavour oscillation, whereas $\delta \neq 0$ implies CP and CPT violation in this time evolution. We remark that the CPT violating parameter δ measures CPT violation in the B -oscillation, and is totally independent of the parameter ω , whose origin lies in the particle-antiparticle distinguishable nature.

Using this standard time evolution for the direct product of the one-particle-states in eq. (2.2) we get, up to a global phase, the time-evolved state in the flavour basis:

$$|\psi(t)\rangle = \frac{e^{-\Gamma t}}{\sqrt{2(1+|\omega|^2)}} \{C_{0\bar{0}}(t)|B^0\bar{B}^0\rangle + C_{\bar{0}0}(t)|\bar{B}^0B^0\rangle + C_{00}(t)|B^0B^0\rangle + C_{\bar{0}\bar{0}}(t)|\bar{B}^0\bar{B}^0\rangle\}. \quad (3.2)$$

Here

$$\begin{aligned} C_{0\bar{0}} &= 1 + \omega [\cosh(\alpha t) + 2K_\delta^2 \cosh^2(\frac{\alpha t}{2})], \\ C_{\bar{0}0} &= -1 + \omega [\cosh(\alpha t) + 2K_\delta^2 \cosh^2(\frac{\alpha t}{2})], \\ C_{00} &= \omega K_+ [-\sinh(\alpha t) + 2K_\delta \sinh^2(\frac{\alpha t}{2})], \\ C_{\bar{0}\bar{0}} &= \omega K_- [-\sinh(\alpha t) - 2K_\delta \sinh^2(\frac{\alpha t}{2})]; \end{aligned} \quad (3.3)$$

$$\begin{aligned} \alpha &= i\frac{\Delta m}{2} + \frac{\Delta\Gamma}{4}, \\ K_\pm &= \frac{(1 \pm \epsilon)^2 - \delta^2}{1 - \epsilon^2 + \delta^2}, \end{aligned} \quad (3.4)$$

$$K_\delta = \frac{2\delta}{1 - \epsilon^2 + \delta^2}, \quad (3.5)$$

$\Delta\Gamma = \Gamma_1 - \Gamma_2$, $\Delta m = m_1 - m_2$ and $\Gamma = (\Gamma_1 + \Gamma_2)/2$.

It is worth to notice that phase redefinitions of the single B -meson states such as $B^0 \mapsto e^{i\gamma}B^0$, $\bar{B}^0 \mapsto e^{-i\bar{\gamma}}\bar{B}^0$ are easily handled through the transformations of the K_i -expressions

$$K_\pm \mapsto K_\pm e^{\pm i(\gamma - \bar{\gamma})} \quad (3.6)$$

$$K_\delta \mapsto K_\delta. \quad (3.7)$$

They lead to explicitly rephasing invariant $C_{0\bar{0}}(t)$ and $C_{\bar{0}0}(t)$ coefficients, whereas $C_{00}(t) \mapsto e^{i(\gamma - \bar{\gamma})}C_{00}(t)$ and $C_{\bar{0}\bar{0}}(t) \mapsto e^{i(\bar{\gamma} - \gamma)}C_{\bar{0}\bar{0}}(t)$ are individually rephasing-variant, but their dependence on the phase is such that the considered physical observables are rephasing invariant, as they should.

Observe how, in passing from eq. (2.1) to eq. (2.2), the loss of the definite anti-symmetry in the initial state due to ω gives rise to the appearance of the states $|B^0B^0\rangle$ and $|\bar{B}^0\bar{B}^0\rangle$ in the time evolved $|\psi(t)\rangle$, eq. (3.2). These states are *forbidden* at any time if $\omega = 0$, and they are responsible for the breakdown of the tagging process as usually interpreted. For instance, a flavour specific decay on one side at time t_1 does not determine uniquely the flavour of the other meson at the same time t_1 . In fact, due to the same flavour states in eq. (3.2), a first flavour specific B^0 decay filters at that time the state on

the other side to be $\sim \mathcal{O}(1)|\bar{B}^0\rangle + \mathcal{O}(\omega)|B^0\rangle$. Therefore, the probability of having the same flavour specific decay at the same time ($\Delta t = 0$) on both sides goes as

$$I(\ell^\pm, \ell^\pm, \Delta t = 0) \sim |\omega|^2. \quad (3.8)$$

This result shows the breakdown of the most important correlation associated with the EPR entangled state eq. (2.2) [5]. It introduces conceptual changes in the analysis, but its observability goes as $|\omega|^2$ since for $\Delta t = 0$ the amplitude to decay into identical channels vanishes due to Bose statistics [11].

4. Time-dependent observables linear in ω

In this section we study time dependent observables within the framework of the ω -effect; the general feature that we expect is that the interference terms give rise to observables which are linear in ω . We analyze correlated flavour specific equal-sign decays on both sides. As a first step¹ we explore the corrections to the equal-sign dilepton intensities and then we study the modification in the behaviour of their asymmetry, A_{sl} .

4.1 Corrections to the equal-sign dilepton intensity

Restricting the analysis to equal-sign semi-leptonic final states, the intensity for a first decay $B \rightarrow X\ell^\pm$ and a second decay, Δt later, $B \rightarrow X'\ell^\pm$ is written as

$$I(X\ell^\pm, X'\ell^\pm, \Delta t) = \int_0^\infty |\langle X\ell^\pm, X'\ell^\pm | U(t_1) \otimes U(t_1 + \Delta t) | \psi(0) \rangle|^2 dt_1, \quad (4.1)$$

where t_1 is the integrated-out time of the first decay. The computation of eq. (4.1) is straightforward using eq. (2.2) and the results of the previous section. The explicit calculation yields

$$I(X\ell^\pm, X'\ell^\pm, \Delta t) = \frac{1}{8} e^{-\Gamma\Delta t} |A_X|^2 |A_{X'}|^2 \left| \frac{(1 + s_\epsilon \epsilon)^2 - \delta^2/4}{1 - \epsilon^2 + \delta^2/4} \right|^2 \left\{ \left[\frac{1}{\Gamma} + a_\omega \frac{8\Gamma}{4\Gamma^2 + \Delta m^2} \text{Re}(\omega) + \frac{1}{\Gamma} |\omega|^2 \right] \cosh\left(\frac{\Delta\Gamma\Delta t}{2}\right) + \left[-\frac{1}{\Gamma} + b_\omega \frac{8\Gamma}{4\Gamma^2 + \Delta m^2} \text{Re}(\omega) - \frac{\Gamma}{\Gamma^2 + \Delta m^2} |\omega|^2 \right] \cos(\Delta m\Delta t) + \left[d_\omega \frac{4\Delta m}{4\Gamma^2 + \Delta m^2} \text{Re}(\omega) + \frac{\Delta m}{\Gamma^2 + \Delta m^2} |\omega|^2 \right] \sin(\Delta m\Delta t) \right\}, \quad (4.2)$$

where we have neglected subdominant terms like ωK_δ and $\omega\Delta\Gamma$, in order to be consistent we also drop any $\omega\delta$ term. The coefficients s_ϵ , a_ω , b_ω and d_ω in eq. (4.2) for the different decays are found in table 1.

¹We could also study effects of $\omega \neq 0$ in observables such as the “golden plated” channel for the observation of mixing-induced time-dependent CP violation $B^0, \bar{B}^0 \rightarrow J/\Psi K_S$, but we focus on those leptonic channels because of their superior statistics. For effects of the ω term in K physics, see ref. [4].

Decay	$(\ell^+, \ell^+, \Delta t)$	$(\ell^-, \ell^-, \Delta t)$
approx. transition	$\mathcal{O}(1 + \omega) \langle B^0 T \bar{B}^0 \rangle + \mathcal{O}(\omega) \langle B^0 T B^0 \rangle$	$\mathcal{O}(1 + \omega) \langle \bar{B}^0 T B^0 \rangle + \mathcal{O}(\omega) \langle \bar{B}^0 T \bar{B}^0 \rangle$
s_ϵ	1	-1
a_ω	1	-1
b_ω	-1	1
d_ω	1	-1

Table 1: Sign coefficients in the different intensities in eq. (4.2). The second row indicates the transition amplitude for the corresponding single B-processes written in an 'order of magnitude' estimate.

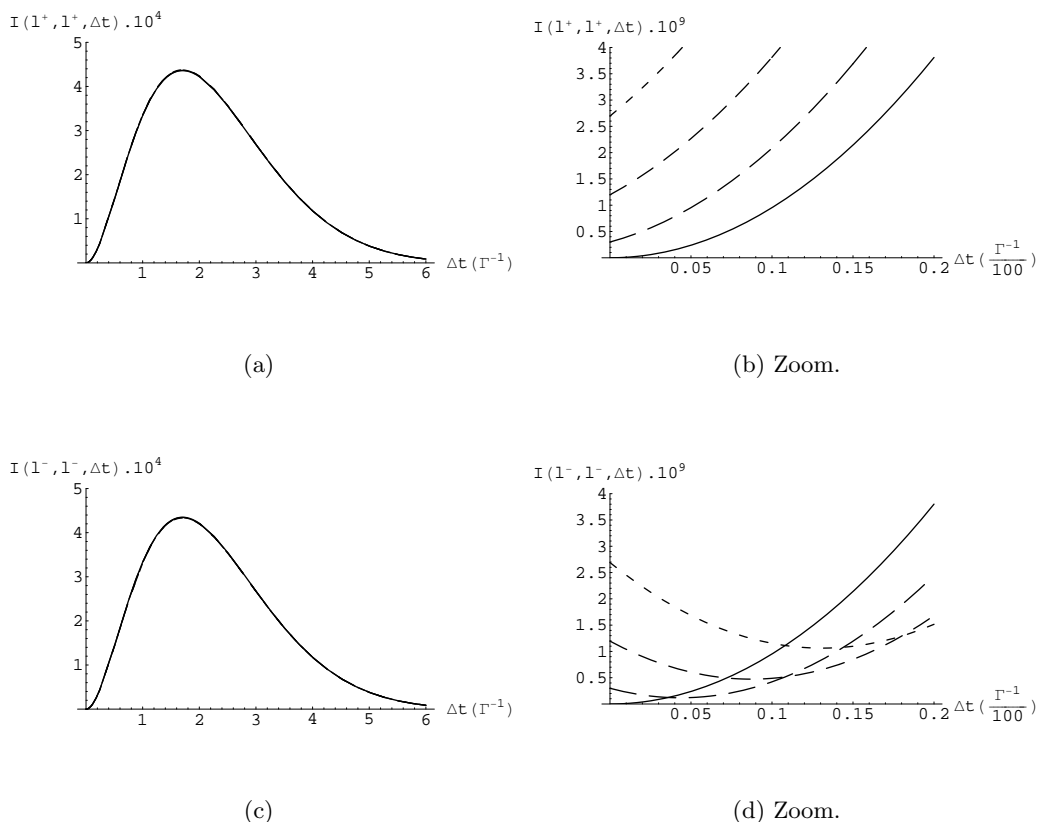


Figure 1: Modification of the equal-sign dilepton intensities due to the presence of ω ; $\omega = 0$ (solid-line), $\omega = 0.0005$ (long-dashed), $\omega = 0.001$ (medium-dashed) and $\omega = 0.0015$ (short-dashed). The zoom figures, (b) and (d), plot the demise of flavour tagging: for $\Delta t \rightarrow 0$ the intensity goes as $|\omega|^2$. Notice also the different behaviour of the intensity as a function of ω in each of the zoom-figures. As it is shown below, this produces a maximum in their asymmetry for small Δt .

In the following paragraphs we study how the new ω -terms in eq. (4.2) change the usual Δt -dependent equal-sign dilepton observables. The dependence of eq. (4.2) with δ and $\Delta \Gamma$ is of higher order, so that we can safely present our results in the limit of

vanishing δ and $\Delta\Gamma$. Effects due to ω are, on the contrary, linear. In addition we take $4Re(\epsilon)/(1 + |\epsilon|^2) \approx 1 \times 10^{-3}$ in accordance with its Standard Model expected value [2].

The change in the intensity due to the presence of ω is easily analyzed in eq. (4.2), as well as visualized in figure 1. As $\Gamma \sim \Delta m$, in the region $\Delta m \Delta t \gtrsim 1$ around the peak, a linear correction in $Re(\omega)$ appears in both intensities for the $\ell^+\ell^+$ and $\ell^-\ell^-$ channels. The relative change of their values is, however, small for small values of ω . On the other hand, observe that in the limit $\Delta t \rightarrow 0$ the surviving linear terms cancel each other and the leading terms in eq. (4.2) go as $\sim |\omega|^2$. Although this is a much smaller absolute correction to the intensity, it is worth to study it due to the following reasons: (i) the modification in the intensity in this case is to be compared with zero, which is the usual result for $\omega = 0$; and (ii) it introduces *conceptual changes* in the analysis of the problem since it constitutes, as mentioned in the previous section, the breaking of flavour tagging. Finally, observe the interesting phenomenon in the intermediate Δt region, where the behaviour of the intensity is dominated by the term in the last line of eq. (4.2) which is proportional to $\sim d_\omega Re(\omega) (\Delta m \Delta t)$ and thus linear in Δt . Therefore we have that, because of d_ω , an opposite sign behaviour will be seen in each of the intensities (see figures 1(b) and 1(d)): for this sign of $Re(\omega)$ we have that $I(\ell^+, \ell^+, \Delta t)$ begins increasing, whereas $I(\ell^-, \ell^-, \Delta t)$ begins decreasing and then grows. As analyzed later, this difference between both intensities will produce a minimum in the denominator of their asymmetry, and hence a peak for short Δt 's should be expected. Notice also that this characteristic behaviour in each of the intensities depends on the sign of $Re(\omega)$, which is measurable. This was expected, since the initial state is unchanged under the combined exchange $B^0 \leftrightarrow \bar{B}^0$ and the sign flip $\omega \rightarrow -\omega$.

4.2 Behaviour modification in the equal-sign dilepton charge asymmetry, A_{sl}

We now study how the presence of ω in the intensity modifies the behaviour of the equal-sign dilepton charge asymmetry, also known as Kabir asymmetry. In the absence of ω , flavour-tag by the lepton is operating and this asymmetry becomes a T-violating signal because it compares $\bar{B}^0 \rightarrow B^0$ with $B^0 \rightarrow \bar{B}^0$. As it is well known, this asymmetry for $\omega = 0$ is of order $Re(\epsilon)$ and *exactly* time-independent,

$$A_{sl} = \frac{I(\ell^+, \ell^+, \Delta t) - I(\ell^-, \ell^-, \Delta t)}{I(\ell^+, \ell^+, \Delta t) + I(\ell^-, \ell^-, \Delta t)} \Big|_{\omega=0} = 4 \frac{Re(\epsilon)}{1 + |\epsilon|^2} + \mathcal{O}(\delta, (Re \epsilon)^2), \quad (4.3)$$

as it can be easily computed by setting $\omega = 0$ in eq. (4.2). The time independence in eq. (4.3) comes from the fact that when $\omega = 0$ both intensities have the same time dependence, which cancels out exactly in the asymmetry. Notice, however, that $\omega \neq 0$ spoils the T-violating property of the asymmetry. If $\omega \neq 0$ the time dependences of both intensities are not equal any more, and hence the A_{sl} asymmetry would acquire a time dependence. Moreover, as discussed below, if $Re(\omega) \neq 0$ then the asymmetry will have an enhanced peak for small Δt , which is quasi-repeated for $\Delta m \Delta t$ near 2π , and hence there will be optimal regions appropriate to search for experimental evidence of ω . We now analyze separately the different regions in Δt .

In the small $\Delta m \Delta t$ region one may see qualitatively how the equal-sign dilepton charge asymmetry produces a peak. This is easily done by computing the asymmetry

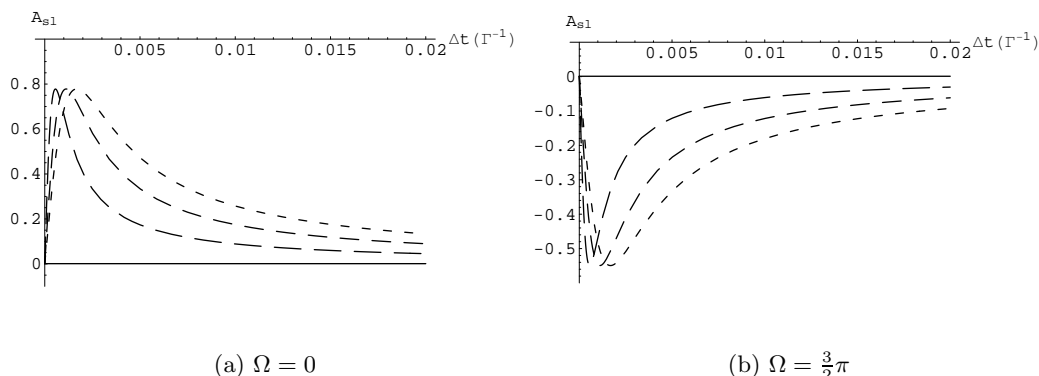


Figure 2: Equal-sign dilepton charge asymmetry for different values of ω ; $|\omega| = 0$ (solid line), $|\omega| = 0.0005$ (long-dashed), $|\omega| = 0.001$ (medium-dashed), $|\omega| = 0.0015$ (short-dashed). When $\omega \neq 0$ a peak of height $A_{sl}(peak) = 0.77 \cos(\Omega)$ appears at $\Delta t(peak) = 1.12 |\omega| \frac{1}{\Gamma}$, producing a drastic difference with the $\omega = 0$ case, in particular in its time dependence. Observe that the peak, independently of the value of $|\omega|$, can reach enhancements up to 10^3 times the value of the asymmetry when $\omega = 0$.

using eqs. (4.2) and (4.3) and keeping in both the numerator and the denominator terms quadratic in $\Delta m \Delta t$. A straightforward analysis of the resulting expression for the regions $\Delta m \Delta t \ll |\omega|$ and $|\omega| \ll \Delta m \Delta t \ll 1$ shows that a peak is expected for the A_{sl} asymmetry in the $\Delta m \Delta t \sim |\omega|$ region. This peak will be a maximum or a minimum depending on whether $Re(\omega)$ is positive or negative, respectively.

For a better study of the A_{sl} asymmetry in this $\Delta m \Delta t \ll 1$ region, its plot is shown for different values of ω in figure 2. As can be seen, the asymmetry in the $\omega \neq 0$ case is not only time dependent but also has a pronounced peak. Using eq. (4.2) one obtains that the peak is at

$$\Delta t_{peak} = \frac{1}{\Gamma} \sqrt{\frac{2}{1+x_d^2}} |\omega| + \mathcal{O}(\omega^2) \approx \frac{1}{\Gamma} 1.12 |\omega|, \quad (4.4)$$

where in the last step we have set $x_d \equiv \frac{\Delta m}{\Gamma} = 0.77$ [2]. The height of the peak is

$$\begin{aligned} A_{sl}(\Delta t_{peak}) &= \frac{\cos(\Omega) + \sqrt{2} \frac{4+x_d^2}{\sqrt{1+x_d^2}} \frac{Re(\epsilon)}{1+|\epsilon|^2}}{4 \cos(\Omega) \frac{Re(\epsilon)}{1+|\epsilon|^2} + \frac{1}{2\sqrt{2}} \frac{4+x_d^2}{\sqrt{1+x_d^2}}} + \mathcal{O}(w, (Re \epsilon)^2) \\ &= 0.77 \cos(\Omega) + \mathcal{O}(\omega, Re(\epsilon)) \end{aligned} \quad (4.5)$$

We see that although the position of the peak is linearly dependent on the absolute value of ω (eq. (4.4)), *its height is independent of the moduli of ω and only depends on its phase* (eq. (4.5)). Moreover, the enhancing numerical factor 0.77 in the leading term of the height of the peak, eq. (4.5), is about three orders of magnitude larger than the expected value of the asymmetry if $\omega = 0$. If statistics was enough and the background controllable,

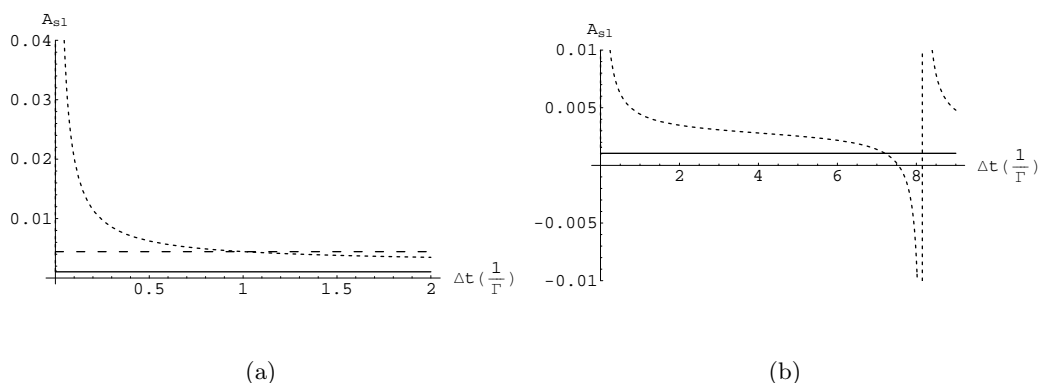


Figure 3: The $A_{\text{sl}}(\Delta t)$ asymmetry at times $\Delta t \gtrsim 1/\Gamma$. The solid line represents the $\omega = 0$ case, the short-dashed line is for $\omega = 0.001$, and the long-dashed line (in figure (a)) is the shift-approximation for this range of times according to eq. (4.7). In figure (a) we represent the region of times where the asymmetry is quasi time-independent but shifted due to ω . In figure (b) we plot it in a range including $\Delta m \Delta t \sim 2\pi$ to show the second peak, due to the quasi periodicity of the asymmetry.

this region of Δt is then clearly the best to measure ω from the asymmetry: it induces a pronounced time-dependence and its value is controlled by the modulus and phase of ω .

In the region $\Delta m \Delta t \sim 1$ we expect a smooth behaviour with a little time-dependence of $A_{\text{sl}}(\Delta t)$ for small ω . In fact, analyzing the time-derivative at the typical time $\Delta t = 1/\Gamma$ we find

$$\frac{1}{\Gamma} \frac{d A_{\text{sl}}}{d \Delta t}(\Delta t = 1/\Gamma) = -0.78 \text{Re}(\omega) + \mathcal{O}(\omega^2), \quad (4.6)$$

a result which is independent of ϵ and $\Delta\Gamma$ (in its allowed range $\Delta\Gamma/\Gamma \sim 10^{-3}$). However, a shift with respect to the $\omega = 0$ case will be always present. The calculation of the asymmetry at this time gives an estimate of the expected shift:

$$A_{\text{sl}}(\Delta t = 1/\Gamma) = \frac{4 \text{Re}(\epsilon)}{1 + |\epsilon|^2} + 3.39 \text{Re}(\omega) + \mathcal{O}(\omega^2). \quad (4.7)$$

From this discussion we see that for small enough ω , in the range of times around $\Gamma^{-1} \lesssim \Delta t \lesssim 2\pi/\Delta m$, a good approximation for the shift in A_{sl} goes linear in $\text{Re}(\omega)$, as eq. (4.7) shows. This shift-effect is displayed in figure 3(a).

In the region $\Delta m \Delta t \sim 2\pi$ the asymmetry is expected to repeat the small $\Delta m \Delta t$ region peak-behaviour. In fact, the asymmetry is constructed from the intensities in eq. (4.2), where the only non-periodical terms are those that go with $\cosh(\Delta\Gamma\Delta t/2)$, but these terms are quasi-constant for small enough $\Delta\Gamma$. In virtue of this, it is expected that the asymmetry repeats its behaviour when the sine and cosine's period is reached. This means that the above-studied peak-behaviour for small Δt will be found again at times around $\Delta t \sim 2\pi/\Delta m = 8.2\Gamma^{-1}$; this time accompanied by a counter peak with opposite-sign just before $\Delta m \Delta t = 2\pi$ (see figure 3(b)). Notice, however, that at these times the available amount

of events is suppressed by a factor $e^{-8.2} \sim 10^{-4}$. In any case we point out that, although with still low statistics and low time resolution, the available data is beginning to explore this region [13]. (We note that the suppression of this second peak due to $\Delta\Gamma$ is hardly noticeable for $\Delta\Gamma/\Gamma \leq 0.005$.)

5. Using the A_{sl} asymmetry to observe or constrain the ω -effect

From the discussion in the previous section, we find that there could be good perspectives to measure a non-zero value of ω in the A_{sl} asymmetry. In this section we analyze how likely these experimental perspectives are, and at last we put indirect limits on ω using the available data on the dilepton charge asymmetry.

5.1 Perspectives to observe ω in the A_{sl} asymmetry

In order to detect the ω -effect in the A_{sl} asymmetry we rely on the main difference between the $\omega = 0$ and $\omega \neq 0$ case: the strong time-dependence. We are aware, however, that detecting the peaks in A_{sl} may require a fantastic time-resolution. Therefore, we focus our analysis in the detection of the time-dependence provided by the tail of the peaks. In this case we may define, with operative purposes, a criterion of experimental observability regarding the value of the time derivative $dA_{\text{sl}}/d\Delta t$. Considering the detection of the small- Δt peak — the reasoning for the second peak is analogous —, we may use a limit-detectable-time Δt_{limit} such that

$$\frac{1}{\Gamma} \left| \frac{dA_{\text{sl}}}{d\Delta t}(\Delta t_{\text{limit}}) \right| = 0.1, \quad (5.1)$$

and hence for $\Delta t < \Delta t_{\text{limit}}$ it would be possible to observe the effect of ω as a time-dependence in the A_{sl} asymmetry. In figure 4(a) the contour curve is plotted for $\frac{1}{\Gamma}|dA_{\text{sl}}/d\Delta t| = 0.1$ as a function of $|\omega|$ and Δt for $\Omega = 0$. As it can be seen, a value for instance of $\omega \sim 5 \times 10^{-3}$ gives a $\Delta t_{\text{limit}} \sim 0.2\Gamma^{-1}$ as compared to $\Delta t_{\text{peak}} \approx 0.005\Gamma^{-1}$. We conclude that, in much later Δt 's than Δt_{peak} the time dependence is still detectable. In figure 4(b) the same contour curve is shown, but now plotted as a function of Ω and Δt , whereas the modulus is set to $|\omega| = 0.001$. In the figure it can be seen that, disregarding the values of Ω close to $\pi/2$ or $3\pi/2$, the measurement of the equal-sign charge asymmetry A_{sl} at small Δt represents a quite good observable to test the ω -effect.

To complete the analysis of a possible measurement of the ω -effect through the equal-sign dilepton charge asymmetry, we study how the statistics requirements to measure A_{sl} are modified due to the presence of ω . (Notice that although the quantity $dA_{\text{sl}}/d\Delta t$ is more directly connected to the detection of ω , this quantity is not measured, but instead is fitted from the points of A_{sl} for different Δt 's.) From the statistical analysis point of view, the relevant quantity to observe an asymmetry at different Δt 's is its figure of merit, i.e. $I(X, X', \Delta t) \cdot (A_{\text{sl}}(\Delta t))^2$. As it is well known, the minimum number of events needed to measure a non-compatible-with-zero value of the asymmetry is proportional to its inverse. The figure of merit is plotted in figure 5 for different values of ω . In this plot one may see the sensitivity that exists to ω : as $|Re(\omega)|$ grows, the maximum also grows and it is shifted

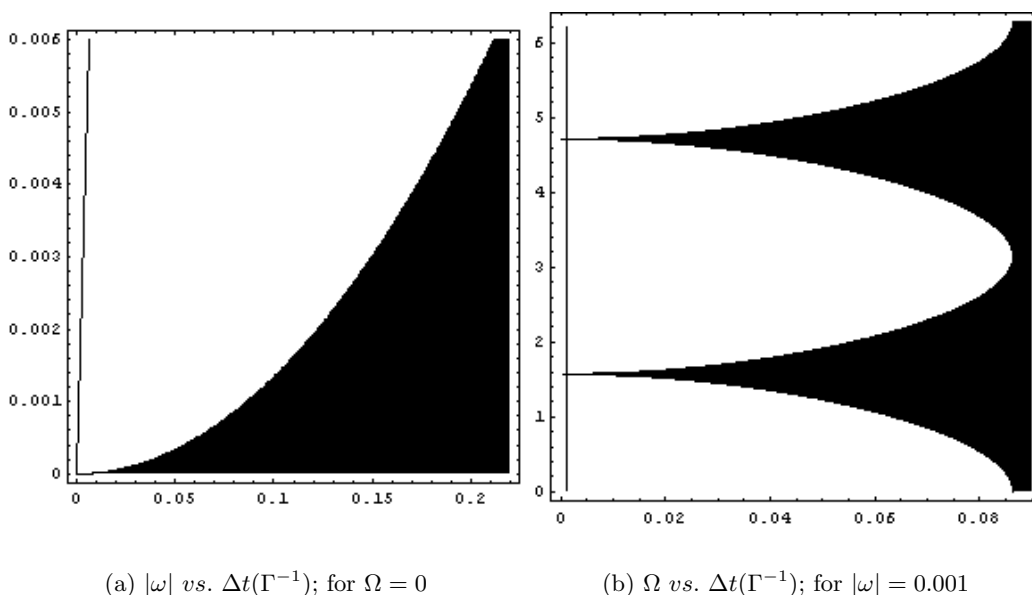


Figure 4: Contour curves for $\frac{1}{\Gamma}|dA_{sl}/d\Delta t| = 0.1$, the white area represents the points where $\frac{1}{\Gamma}|dA_{sl}/d\Delta t| > 0.1$, and hence the time variation would be (expected to be) experimentally detectable. Notice the tiny dark line on the left of each graph which represents the first peak of the asymmetry, where of course the derivative also goes to zero. Figure (a) plots $|\omega|$ vs. Δt for a fixed $\Omega = 0$, observe that although to see the peak in A_{sl} a very high Δt -resolution is required, the region where the time variation is detectable might be more accessible experimentally. Figure (b) plots the phase Ω vs. Δt for a fixed value of $|\omega| = 0.001$, note that disregarding the values of the phase around $\pi/2$ and $3\pi/2$, the measurable region (white) is quite favoured in Δt .

towards smaller Δt 's. This behaviour gives the asymmetry a high sensitivity to ω : as was explained above, the effects of ω are found enhanced in the small Δt region, whereas the figure of merit tells us that as $|Re(\omega)|$ grows, the exploration of this region becomes more effective.

5.2 Present limits on ω using existing data

Although the best region to see the effects of ω is at small Δt and at $\Delta t \approx 2\pi/\Delta m$, the existing data on the A_{sl} asymmetry have not been taken effectively in those regions yet. The explored region, $0.8\Gamma^{-1} \lesssim \Delta t \lesssim 10\Gamma^{-1}$ [13, 14], has left out the first peak and its tail, whereas the region of the second peak is poor in statistics, since it is suppressed by a factor of 10^{-4} . In any case, this existing data could be used to put limits on ω , since its existence would introduce a time dependence and produce a shift in the $\Delta t \sim 1/\Gamma$ region, as shown in eq. (4.7).

We point out here that putting limits to ω using the available fit of A_{sl} to a constant is an indirect constraint on ω . It is clear that a direct constrain on ω should be obtained using the original complete experimental data and fitting it to the expression $A_{sl}(\omega, \Delta t)$ that comes out from constructing the asymmetry using eq. (4.2) with its time dependence.

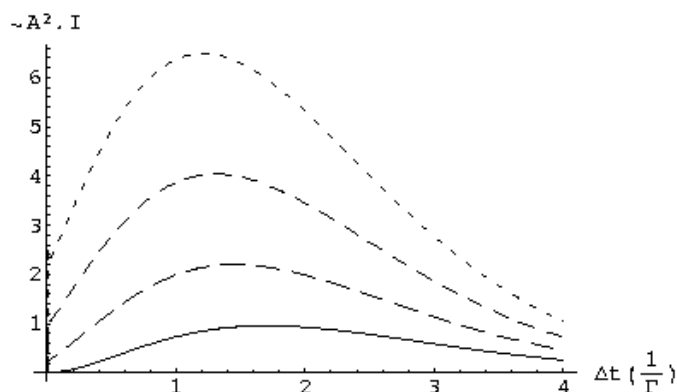


Figure 5: Figure of merit for measuring the equal-sign dilepton charge asymmetry; from bottom to top $\omega = 0$ (solid line), $\omega = 0.0003$ (long-dashed), $\omega = 0.0006$ (medium-dashed) and $\omega = 0.001$ (short-dashed). Observe how the peak in the A_{sl} asymmetry for $\omega \neq 0$ is reflected here as a growth and a Δt -shift towards the origin of the maximum. This shows that as $\omega \neq 0$, its effects are found to be in the small Δt region *and at the same time* this region becomes statistically easier to explore.

In order to find indirectly the allowed values for ω using the existing measurements of A_{sl} we proceed as follows. Using eq. (4.2) we compute the asymmetry as a function of ω , and we allow ϵ to vary within its Standard Model expected range [2],

$$\left| \frac{4Re(\epsilon)}{1 + |\epsilon|^2} \right| = \mathcal{O} \left(\frac{m_c^2}{m_t^2} \sin(2\beta) \right) \lesssim 0.001. \quad (5.2)$$

The values of ω which are within the 95% C.L. region are those such that $A_{sl}(\Delta t, \omega)$ is within the two standard deviation of the measured value of the asymmetry,

$$A_{sl}^{\text{exp}} = 0.0019 \pm 0.0105. \quad (5.3)$$

(This value comes from the equally weighted average of the results of refs. [13, 14].) Of course that we need to define what is ‘within’, since $A_{sl}(\Delta t, \omega)$ is time-dependent, whereas A_{sl}^{exp} is constant and, besides, the density of experimental events, $\rho(\Delta t)$, is highly Δt -dependent. With this purpose, we define a density-weighted average difference between the experimental and ω -theoretical asymmetries as

$$\Delta A_{sl}(\omega) = \frac{\int_{\Delta t_1}^{\Delta t_2} \rho(\Delta t) (A_{sl}(\Delta t, \omega) - A_{sl}^{\text{exp}}) d\Delta t}{\int_{\Delta t_1}^{\Delta t_2} \rho(\Delta t) d\Delta t}, \quad (5.4)$$

where $(\Delta t_1, \Delta t_2) = (0.8\frac{1}{\Gamma}, 8\frac{1}{\Gamma})$ is the maximum common range of times where the measurements have been performed, and the density of events is

$$\rho(\Delta t) = e^{-\Gamma \Delta t} (1 - \cos(\Delta m \Delta t)). \quad (5.5)$$

In the density function $\rho(\Delta t)$ we have approximated $\Delta \Gamma \approx \omega \approx 0$ since at this point they constitute second order contributions. From the definition of the weighted-average-difference in eq. (5.4) we obtain the 95% C.L. allowed values for ω as those that furnish

$$|\Delta A_{sl}(\omega)| \leq 2\sigma = 0.0210. \quad (5.6)$$

The fulfilment of this equation, neglecting quadratic contributions in ω , gives the final result:

$$-0.0084 \leq \text{Re}(\omega) \leq 0.0100 \quad 95\% \text{C.L.} \quad (5.7)$$

Where the values of ϵ used to define the upper and lower limits correspond in each case to those in eq. (5.2) which extend the most the allowed range for ω . These are the first known limits on ω [15].

It is interesting to notice that, given the range of times where the integral in eq. (5.4) is performed, we could repeat the same calculation but approximating $A_{\text{sl}}(\Delta t, \omega)$ by its value at the typical time $\Delta t = 1/\Gamma$ (see eq. (4.7)). In this case we obtain the approximated limits $-0.0059 \lesssim \text{Re}(\omega) \lesssim 0.0070$ which are a good — and simpler — *estimate* compared to the exact value in eq. (5.7).

6. Conclusions

In this article we have studied the possible consequences that CPT violation through the loss of indistinguishability of particle-antiparticle may have in some of the usual observables of the B-factories. We have shown that the modification of the initial $B^0 \bar{B}^0$ entangled-state due to this ω -effect could bring out important conceptual and measurable changes in the correlated B-meson system.

In order to find linear-in- ω observables we have studied the Δt -dependent observables. In particular, we have addressed our attention to the equal-sign dilepton charge asymmetry, A_{sl} , which we have found to be an encouraging observable to look for experimental evidence. As it is well known, the A_{sl} asymmetry in the Standard Model is expected to be constant. On the other hand, in the $\omega \neq 0$ case we have found that the asymmetry acquires a strong time dependence for short and large Δt 's through two peaks, whereas in the intermediate region — where it has been measured — the behaviour is smooth with a little time dependence.

We have shown that the measurement of ω should be sought by either experimentally exploring the regions where the time-dependence of A_{sl} is strong, or either by measuring the smooth time dependence in the intermediate region where the figure of merit for the asymmetry is higher. In the latter case, we have investigated on the possibility of measuring the time-dependence through the tail of the peaks, and we have proved that these tails broaden considerably the measurable region. As a first manifestation of this analysis, we have set the first limit on ω using the available experimental data. We have found $|\omega| \lesssim 10^{-2}$ at a 95% confidence limit. A re-analysis of the complete experimental data would lead straightforwardly to more stringent bounds on ω .

Acknowledgments

The authors are indebted to G. Isidori, N. Mavromatos and J. Papavassiliou for most interesting discussions. The research has been supported by Spanish MEC and European FEDER under grant FPA 2005-01678, and by *Fundação para a Ciência e a Tecnologia*

(FCT, Portugal) under project CFTP-FCT UNIT 777. E.A. acknowledges financial support from Universitat de València; M.N. acknowledges financial support from FCT.

References

- [1] G. Lueders, *Proof of the TCP theorem*, *Ann. Phys. (NY)* **2** (1957) 1;
 W. Pauli, *Nuovo Cim.* **6** (1957) 204;
 R. Jost, *Eine Bemerkung zum PCT Theorem*, *Helv. Phys. Acta.* **30** (1957) 409;
 F.J. Dyson, *Connection between local commutativity and regularity of Wightman functions*, *Phys. Rev.* **110** (1958) 579;
 R.F. Streater and A.S. Wightman, *PCT, spin and statistics, and all that*, Addison-Wesley (1989).
- [2] PARTICLE DATA GROUP collaboration, S. Eidelman et al., *Review of particle physics*, *Phys. Lett. B* **592** (2004) 1.
- [3] S.W. Hawking, *Particle creation by black holes*, *Commun. Math. Phys.* **43** (1975) 199; *The unpredictability of quantum gravity*, *Commun. Math. Phys.* **87** (1982) 395;
 J.D. Bekenstein, *Statistical black hole thermodynamics*, *Phys. Rev. D* **12** (1975) 3077;
 J.L. Friedman and R.D. Sorkin, *Spin 1/2 from gravity*, *Phys. Rev. Lett.* **44** (1980) 1100; *Half integral spin from quantum gravity*, *Gen. Rel. Grav.* **14** (1982) 615;
 See for instance: J.A. Wheeler and K. Ford, *Geons, black holes and quantum foam: a life in physics* (New York, USA, Norton (1998));
 J.R. Ellis, J.S. Hagelin, D.V. Nanopoulos and M. Srednicki, *Search for violations of quantum mechanics*, *Nucl. Phys. B* **241** (1984) 381;
 R.M. Wald, *Quantum gravity and time reversibility*, *Phys. Rev. D* **21** (1980) 2742;
 J.R. Ellis, N.E. Mavromatos and D.V. Nanopoulos, *Testing quantum mechanics in the neutral kaon system*, *Phys. Lett. B* **293** (1992) 142 [[hep-ph/9207268](#)];
CPT violation in string modified quantum mechanics and the neutral kaon system, *Int. J. Mod. Phys. A* **11** (1996) 1489 [[hep-th/9212057](#)];
 J.R. Ellis, J.L. Lopez, N.E. Mavromatos and D.V. Nanopoulos, *Precision tests of CPT symmetry and quantum mechanics in the neutral kaon system*, *Phys. Rev. D* **53** (1996) 3846 [[hep-ph/9505340](#)].
- [4] J. Bernabeu, N.E. Mavromatos and J. Papavassiliou, *Novel type of CPT violation for correlated EPR states*, *Phys. Rev. Lett.* **92** (2004) 131601 [[hep-ph/0310180](#)].
- [5] E. Alvarez, J. Bernabeu, N.E. Mavromatos, M. Nebot and J. Papavassiliou, *CPT violation in entangled $B^0\bar{B}^0$ states and the demise of flavour tagging*, *Phys. Lett. B* **607** (2005) 197 [[hep-ph/0410409](#)].
- [6] J. Bernabeu, N.E. Mavromatos, J. Papavassiliou and A. Waldron-Lauda, *Intrinsic CPT violation and decoherence for entangled neutral mesons*, *Nucl. Phys. B* **744** (2006) 180 [[hep-ph/0506025](#)].
- [7] J. Bernabeu, J. Ellis, N.E. Mavromatos, D.V. Nanopoulos and J. Papavassiliou, *CPT and quantum mechanics tests with kaons*, [hep-ph/0607322](#).
- [8] E. Alvarez, *CP, T and CPT analyses in EPR-correlated $B^0\bar{B}^0$ decays*, [hep-ph/0603102](#).
- [9] E. Alvarez, J. Bernabeu and M. Nebot, *The demise of flavour tagging and its $\Delta(t)$ dependence*, *PoS HEP2005* (2006) 252 [[hep-ph/0512073](#)].

- [10] See for instance M.C. Banuls and J. Bernabeu, *Studying indirect violation of CP, T and CPT in a B factory*, *Nucl. Phys. B* **590** (2000) 19 [[hep-ph/0005323](#)]; *CP, T and CPT versus temporal asymmetries for entangled states of the B/d system*, *Phys. Lett. B* **464** (1999) 117 [[hep-ph/9908353](#)];
V.A. Kostelecky, *Formalism for CPT, T and Lorentz violation in neutral-meson oscillations*, *Phys. Rev. D* **64** (2001) 076001 [[hep-ph/0104120](#)];
D. Colladay and V.A. Kostelecky, *Tests of direct and indirect CPT violation at a B factory*, *Phys. Lett. B* **344** (1995) 259 [[hep-ph/9501372](#)];
M. Kobayashi and A.I. Sanda, *On testing the CPT symmetry*, *Phys. Rev. Lett.* **69** (1992) 3139.
- [11] H.J. Lipkin, *CP violation and coherent decays of kaon pairs*, *Phys. Rev.* **176** (1968) 1715.
- [12] H.J. Lipkin, *Simple symmetries in EPR correlated decays of kaon and B meson pairs with CP-violation*, *Phys. Lett. B* **219** (1989) 474;
I. Dunietz, J. Hauser and J.L. Rosner, *An experiment addressing CP and CPT violation in the $K^0\bar{K}^0$ system*, *Phys. Rev. D* **35** (1987) 2166;
J. Bernabeu, F.J. Botella and J. Roldan, *Epsilon-prime/epsilon and coherent decay of the $K^0\bar{K}^0$ system*, *Phys. Lett. B* **211** (1988) 226;
L. Wolfenstein, *CP-violation in $B^0\bar{B}^0$ mixing*, *Nucl. Phys. B* **246** (1984) 45.
- [13] BELLE collaboration, E. Nakano et al., *Charge asymmetry of same-sign dileptons in $B^0\bar{B}^0$ mixing*, *Phys. Rev. D* **73** (2006) 112002 [[hep-ex/0505017](#)].
- [14] BABAR collaboration, B. Aubert et al., *Search for T and CP-violation in $B^0\bar{B}^0$ mixing with inclusive dilepton events*, *Phys. Rev. Lett.* **88** (2002) 231801 [[hep-ex/0202041](#)].
- [15] Presented also in refs. [8] and [9].